

HONOR 3rd STAGE

THE SCOTTISH BORDER STAGE

143,800 km

STAGE

Stage winner

92 FERGUSON Cat

Movistar Team

Best Young Stage

92 FERGUSON Cat

Movistar Team

Combativity

33 DEIGNAN Elizabeth

Lidl - Trek

GENERAL

General

92 FERGUSON Cat

Movistar Team

Points

92 FERGUSON Cat

Movistar Team

Queen of Mountain

16 WLODARCZYK Dominika

UAE Team ADQ

Best Young

92 FERGUSON Cat

Movistar Team



Best Team

TFS FDJ - SUEZ

JERSEY

Green Jersey



92 FERGUSON Cat

Movistar Team

Red Jersey



22 WOLLASTON Ally

FDJ - SUEZ

Bleu Jersey



16 WLODARCZYK Dominika

UAE Team ADQ

White Jersey



184 COUZENS Millie

Great Britain National Team

STAGE CLASSIFICATION 3

THE SCOTTISH BORDER STAGE

SATURDAY, JUNE 7, 2025

Distance : 143.800 km

Time of the winner: 3h42'37"

Average : 38.757 km/h

Rk	Bib	Name First name	Team	Nat	B	P	Gap	Rk	Bib	Name First name	Team	Nat	B	P	Gap
1	92	*FERGUSON Cat	MOV	GBR	B:12"		+00	67	45	*KNAVEN Mirre	EFO	NED			"
2	124	NELSON Josie	DFP	GBR	B:06"		"	68	71	FIDANZA Martina	TVL	ITA			"
3	22	WOLLASTON Ally	TFS	NZL	B:07"		"	69	144	SCOTT Katie	AWO	GBR			"
4	15	SWINKELS Karlijn	UAD	NED			"	70	151	*O BRIEN Aoife	DAS	IRL			"
5	13	GASPARRINI Eleonora Camilla	UAD	ITA			+03"	71	161	MORROW Beth	ART	GBR			"
6	184	*COUZENS Millie	GBR	GBR			+38"	72	154	*YEOMAN Morven	DAS	GBR			"
7	66	TON Quinty	LIV	NED			"	73	171	HARRIS Lucy	FLR	GBR			"
8	75	*WOLFF Imogen	TVL	GBR			"	74	165	HOLLAND Arianne	ART	GBR			"
9	116	VAN DAM Sarah	CTC	CAN			"	75	181	ROBERTS Jessica	GBR	GBR			"
10	123	KOOL Charlotte	DFP	NED			"	76	174	DEW Bexy	FLR	GBR			"
11	3	LACH Marta	SDW	POL			"	77	104	LOUW Anya	AGS	AUS			"
12	82	ZANETTI Linda	UXM	SUI			"	78	141	FORTIN Emilie	AWO	CAN			"
13	114	JASKULSKA Marta	CTC	POL			"	79	152	MILLER Tamsin	DAS	GBR			"
14	132	*LISTER Elizabeth Grace	HES	GBR			"	80	62	BAKER Georgia	LIV	AUS			"
15	35	HENDERSON Anna	LTK	GBR			"	81	113	DE ZOETE Mylene	CTC	NED			"
16	25	LE NET Marie	TFS	FRA			"	82	52	*AINTILA Wilma	CSZ	FIN			"
17	122	JASTRAB Megan	DFP	USA			"	83	172	GADD Lucy	FLR	GBR			"
18	31	MARKUS Riejanne	LTK	NED			"	84	4	*VAN BELLE Lisa	SDW	NED			"
19	55	LUDWIG Cecilie Uttrup	CSZ	DEN			"	85	111	BRAUË Franziska	CTC	GER			"
20	162	DICKSON Lauren	ART	GBR			"	86	16	WLODARCZYK Dominika	UAD	POL			"
21	26	KRAAK Amber	TFS	NED			"	87	91	BIANNIC Aude	MOV	FRA			"
22	72	*RIEDMANN Linda	TVL	GER			"	88	173	MORRICE Alex	FLR	GBR			+16'24"
23	155	*CLAY Lene Robyn	DAS	GBR			+3'14"	89	46	*VAN DER WOLF Babette	EFO	NED			"
24	42	FAULKNER Kristen	EFO	USA			+3'17"	90	153	KEEP Tiffany	DAS	RSA			"
25	134	*WENZEL Liv	HES	LUX			"	91	176	TINDLEY Joanna	FLR	GBR			"
26	24	VIGILIA Alessia	TFS	ITA			"	92	146	*WAHLSTRÖM Ella	AWO	SWE			+24'08"
27	21	*GERY Célia	TFS	FRA	B:01"		"	93	133	*RAMSEY Holly	HES	GBR			"
28	93	MACKAIJ Floortje	MOV	NED			"	94	163	GORNALL Amy	ART	GBR			+33'00"
29	14	GILLESPIE Lara	UAD	IRL			"								
30	54	TOWERS Alice	CSZ	GBR			"								
31	23	WIEL Jade	TFS	FRA			"								
32	185	*MACLEAN-HOWELL Ella	GBR	GBR			"								
33	102	BORGSTRÖM Julia	AGS	SWE			"								
34	53	CONSONNI Chiara	CSZ	ITA			"								
35	32	BJERG Emma Cecilie Norsgaard	LTK	DEN			+3'20"								
36	84	*ANDERSON Minke Solbjørk	UXM	DEN			+3'22"								
37	61	PATE Amber	LIV	AUS			"								
38	101	BASTIAENSSEN Fauve	AGS	BEL			"								
39	183	*PERKINS Flora	GBR	GBR			"								
40	81	KOSTER Anouska	UXM	NED			"								
41	51	*BACKSTEDT Jane Zoe	CSZ	GBR			"								
42	34	HANSON Laurretta	LTK	AUS			"								
43	182	MORRIS Anna	GBR	GBR			+5'51"								
44	143	GROVE S'annara	AWO	RSA			+6'13"								
45	125	PEPERKAMP Esmée	DFP	NED			"								
46	85	BEEKHUIS Teuntje	UXM	NED			+6'27"								
47	65	ROSEMAN-GANNON Ruby	LIV	AUS			"								
48	95	*RUIZ PEREZ Lucia	MOV	ESP			"								
49	1	WIEBES Lorena	SDW	NED			+10'27"								
50	115	LE MOUËL Celia	CTC	FRA			"								
51	73	VIGIE Margaux	TVL	FRA			"								
52	12	BERTIZZOLO Sofia	UAD	ITA			"								
53	74	*VEENHOVEN Nienke	TVL	NED			"								
54	2	MARKUS Femke	SDW	NED			"								
55	105	MANLY Alexandra	AGS	AUS			"								
56	33	DEIGNAN Elizabeth	LTK	GBR			+10'31"								
57	121	BARBIERI Rachele	DFP	ITA			"								
58	11	BACKSTEDT Elynor	UAD	GBR			"								
59	112	BURLOVÁ Kristýna	CTC	CZE			"								
60	44	BERTON Nina	EFO	LUX			"								
61	43	ROY Sarah	EFO	AUS			"								
62	5	SCHNEIDER Skylar	SDW	USA			"								
63	186	TACEY April	GBR	GBR			+14'36"								
64	175	*RAMSAY Jayne Annabel	FLR	GBR			"								
65	94	*RUIZ PEREZ Laura	MOV	ESP			"								
66	135	PLOUFFE Maeve	HES	AUS	P:20"		"								

Did not Finish

6	GUARISCHI Barbara	SDW	ITA
41	BORGHESI Letizia	EFO	ITA
64	PATERNOSTER Letizia	LIV	ITA
83	*AHTOSALO Anniina	UXM	FIN
103	LE COURT DE BILLOT Mary Patricia K	AGS	MRI
126	*ROLDAN Mara	DFP	CAN
136	*KOOPS Karlijn	HES	NED
142	*ZAMAN Sannah	AWO	GBR
156	LEE Lucy	DAS	GBR





9 rider(s).

GENERAL CLASSIFICATION STAGE 3

THE SCOTTISH BORDER STAGE

SATURDAY, JUNE 7, 2025

Distance : 339.600 km
Time of Winner: 8h39'42"
Average : 39.190 km/h

Rk	Bib	Name First name	Team	Nat	Time	Gap	Rk	Bib	Name First name	Team	Nat	Time	Gap
1	92	*FERGUSON Cat	 MOV	GBR	8h39'42"	+00"	64	45	*KNAVEN Mirre	EFO	NED	9h02'44"	+23'02"
2	22	WOLLASTON Ally	 TFS	NZL	8h39'45"	+03"	65	4	*VAN BELLE Lisa	SDW	NED	"	"
3	15	SWINKELS Karlijn	UAD	NED	8h39'54"	+12"	66	62	BAKER Georgia	LIV	AUS	9h02'47"	+23'05"
4	31	MARKUS Riejanne	LTN	NED	8h40'22"	+40"	67	104	LOUW Anya	AGS	AUS	"	"
5	116	VAN DAM Sarah	CTC	CAN	8h40'34"	+52"	68	101	BASTIAENSSEN Fauve	AGS	BEL	9h02'53"	+23'11"
6	122	JASTRAB Megan	DFP	USA	"	"	69	12	BERTIZZOLO Sofia	UAD	ITA	9h03'19"	+23'37"
7	55	LUDWIG Cecilie Uttrup	CSZ	DEN	"	"	70	134	*WENZEL Liv	HES	LUX	9h04'57"	+25'15"
8	66	TON Quinty	LIV	NED	8h40'38"	+56"	71	165	HOLLAND Arianne	ART	GBR	9h04'58"	+25'16"
9	35	HENDERSON Anna	LTN	GBR	"	"	72	121	BARBIERI Rachele	DFP	ITA	9h05'32"	+25'50"
10	184	*COUZENS Millie	 GBR	GBR	8h40'41"	+59"	73	95	*RUIZ PEREZ Lucia	MOV	ESP	9h05'56"	+26'14"
11	26	KRAAK Amber	TFS	NED	8h40'47"	+1'05"	74	94	*RUIZ PEREZ Laura	MOV	ESP	9h07'13"	+27'31"
12	25	LE NET Marie	TFS	FRA	8h41'23"	+1'41"	75	46	*VAN DER WOLF Babette	EFO	NED	9h08'10"	+28'28"
13	75	*WOLFF Imogen	TVL	GBR	8h42'29"	+2'47"	76	153	KEEP Tiffany	DAS	RSA	9h09'30"	+29'48"
14	72	*RIEDMANN Linda	TVL	GER	8h42'31"	+2'49"	77	171	HARRIS Lucy	FLR	GBR	9h10'17"	+30'35"
15	132	*LISTER Elizabeth Grace	HES	GBR	8h42'47"	+3'05"	78	152	MILLER Tamsin	DAS	GBR	9h10'21"	+30'39"
16	42	FAULKNER Kristen	EFO	USA	8h42'57"	+3'15"	79	135	PLOUFFE Mæve	HES	AUS	9h10'41"	+30'59"
17	162	DICKSON Lauren	ART	GBR	8h43'08"	+3'26"	80	113	DE ZOETE Mylene	CTC	NED	9h10'53"	+31'11"
18	82	ZANETTI Linda	UXM	SUI	8h43'21"	+3'39"	81	172	GADD Lucy	FLR	GBR	9h11'24"	+31'42"
19	114	JASKULSKA Marta	CTC	POL	8h43'30"	+3'48"	82	175	*RAMSAY Jayne Annabel	FLR	GBR	9h13'41"	+33'59"
20	124	NELSON Josie	DFP	GBR	8h43'37"	+3'55"	83	186	TACEY April	GBR	GBR	9h13'50"	+34'08"
21	93	MACKAIJ Floortje	MOV	NED	8h43'38"	+3'56"	84	151	*O BRIEN Aoife	DAS	IRL	"	"
22	13	GASPARRINI Eleonora Camilla	UAD	ITA	8h44'28"	+4'46"	85	174	DEW Bexy	FLR	GBR	"	"
23	3	LACH Marta	SDW	POL	8h45'05"	+5'23"	86	181	ROBERTS Jessica	GBR	GBR	9h14'02"	+34'20"
24	183	*PERKINS Flora	GBR	GBR	8h45'24"	+5'42"	87	71	FIDANZA Martina	TVL	ITA	9h14'07"	+34'25"
25	123	KOOL Charlotte	DFP	NED	8h45'41"	+5'59"	88	52	*AINTILA Wilma	CSZ	FIN	"	"
26	51	*BACKSTEDT Jane Zoe	CSZ	GBR	8h46'40"	+6'58"	89	173	MORRICE Alex	FLR	GBR	9h15'55"	+36'13"
27	34	HANSON Lauretta	LTN	AUS	8h46'41"	+6'59"	90	176	TINDLEY Joanna	FLR	GBR	"	"
28	21	*GERY Céilia	TFS	FRA	8h47'32"	+7'50"	91	161	MORROW Beth	ART	GBR	9h19'36"	+39'54"
29	155	*CLAY Lene Robyn	DAS	GBR	8h47'41"	+7'59"	92	163	GORNALL Amy	ART	GBR	9h29'06"	+49'24"
30	54	TOWERS Alice	CSZ	GBR	8h47'44"	+8'02"	93	133	*RAMSEY Holly	HES	GBR	9h29'15"	+49'33"
31	81	KOSTER Anouska	UXM	NED	8h47'53"	+8'11"	94	146	*WAHLSTRÖM Ella	AWO	SWE	9h34'58"	+55'16"
32	185	*MACLEAN-HOWELL Ella	GBR	GBR	8h47'54"	+8'12"							
33	23	WIEL Jade	TFS	FRA	8h48'03"	+8'21"							
34	61	PATE Amber	LIV	AUS	8h48'04"	+8'22"							
35	24	VIGILIA Alessia	TFS	ITA	8h48'10"	+8'28"							
36	32	BJERG Emma Cecilie Norsgaard	LTN	DEN	8h48'21"	+8'39"							
37	65	ROSEMAN-GANNON Ruby	LIV	AUS	8h49'56"	+10'14"							
38	125	PEPERKAMP Esmée	DFP	NED	"	"							
39	14	GILLESPIE Lara	UAD	IRL	8h51'25"	+11'43"							
40	102	BORGSTRÖM Julia	AGS	SWE	8h51'42"	+12'00"							
41	182	MORRIS Anna	GBR	GBR	"	"							
42	33	DEIGNAN Elizabeth	LTN	GBR	8h52'18"	+12'36"							
43	1	WIEBES Lorena	SDW	NED	8h52'51"	+13'09"							
44	143	GROVE S'annara	AWO	RSA	8h54'17"	+14'35"							
45	85	BEEKHUIS Teuntje	UXM	NED	8h54'38"	+14'56"							
46	115	LE MOUËL Celia	CTC	FRA	8h54'43"	+15'01"							
47	73	VIGIE Margaux	TVL	FRA	8h54'58"	+15'16"							
48	43	ROY Sarah	EFO	AUS	8h55'17"	+15'35"							
49	53	CONSONNI Chiara	CSZ	ITA	8h56'11"	+16'29"							
50	112	BURLOVÁ Kristýna	CTC	CZE	8h56'13"	+16'31"							
51	105	MANLY Alexandra	AGS	AUS	8h56'57"	+17'15"							
52	16	WLODARCZYK Dominika	 UAD	POL	8h57'13"	+17'31"							
53	2	MARKUS Femke	SDW	NED	8h57'31"	+17'49"							
54	91	BIANNIC Aude	MOV	FRA	8h57'49"	+18'07"							
55	44	BERTON Nina	EFO	LUX	8h58'39"	+18'57"							
56	144	SCOTT Katie	AWO	GBR	8h59'09"	+19'27"							
57	5	SCHNEIDER Skylar	SDW	USA	8h59'11"	+19'29"							
58	111	BRAUË Franziska	CTC	GER	8h59'18"	+19'36"							
59	154	*YEOMAN Morven	DAS	GBR	8h59'22"	+19'40"							
60	84	*ANDERSON Minke Solbjørk	UXM	DEN	8h59'28"	+19'46"							
61	141	FORTIN Emilie	AWO	CAN	9h00'38"	+20'56"							
62	74	*VEENHOVEN Nienke	TVL	NED	9h02'19"	+22'37"							
63	11	BACKSTEDT Elynor	UAD	GBR	9h02'25"	+22'43"							

1 of 1 - 07/06/2025 - 15:38:06

Timing - Photo Finish - Results : **MATSPORT TIMING** 00.33.(0)4.76.52.53.60 - <https://cycling.matsport.com>

POINTS CLASSIFICATION 3

THE SCOTTISH BORDER STAGE

SATURDAY, JUNE 7, 2025

Stage Classification

Rk	Bib	Name First name	Nat	Team	Points
Pénalités - km 0					
1	135	PLOUFFE Maeve	AUS	HES	-5
Sprint N°1 - First Passage of Finish Line - km 90.1					
1	22	WOLLASTON Ally	NZL	TFS	10
2	92	FERGUSON Cat	GBR	MOV	7
3	21	GERY Céilia	FRA	TFS	5
4	66	TON Quinty	NED	LIV	3
5	64	PATERNOSTER Letizia	ITA	LIV	1
Finish - km 143.8					
1	92	FERGUSON Cat	GBR	MOV	25
2	124	NELSON Josie	GBR	DFP	18
3	22	WOLLASTON Ally	NZL	TFS	12
4	15	SWINKELS Karlijn	NED	UAD	8
5	13	GASPARRINI Eleonora Camilla	ITA	UAD	6
6	184	COUZENS Millie	GBR	GBR	5
7	66	TON Quinty	NED	LIV	4
8	75	WOLFF Imogen	GBR	TVL	3
9	116	VAN DAM Sarah	CAN	CTC	2
10	123	KOOL Charlotte	NED	DFP	1

General Classification

Rk	Bib	Name First name	Nat	Team	Points
1	92	FERGUSON Cat	GBR	MOV	54
2	22	WOLLASTON Ally	NZL	TFS	37
3	42	FAULKNER Kristen	USA	EFO	37
4	15	SWINKELS Karlijn	NED	UAD	23
5	31	MARKUS Riejanne	NED	LTK	18
6	124	NELSON Josie	GBR	DFP	18
7	122	JASTRAB Megan	USA	DFP	12
8	1	WIEBES Lorena	NED	SDW	12
9	153	KEEP Tiffany	RSA	DAS	10
10	66	TON Quinty	NED	LIV	10
11	184	COUZENS Millie	GBR	GBR	10
12	82	ZANETTI Linda	SUI	UXM	8
13	172	GADD Lucy	GBR	FLR	7
14	116	VAN DAM Sarah	CAN	CTC	6
15	13	GASPARRINI Eleonora Camilla	ITA	UAD	6
16	21	GERY Céilia	FRA	TFS	5
17	55	LUDWIG Cecilie Uttrup	DEN	CSZ	4
18	35	HENDERSON Anna	GBR	LTK	3
19	75	WOLFF Imogen	GBR	TVL	3
20	121	BARBIERI Rachele	ITA	DFP	3
21	25	LE NET Marie	FRA	TFS	1
22	123	KOOL Charlotte	NED	DFP	1
23	94	RUIZ PEREZ Laura	ESP	MOV	1
	135	PLOUFFE Maeve	AUS	HES	-5

QUEEN OF MOUNTAIN CLASSIFICATION 3

THE SCOTTISH BORDER STAGE

SATURDAY, JUNE 7, 2025

Stage Classification

Rk	Bib	Name First name	Nat	Team	Points
Pénalités Montagne					
1	135	PLOUFFE Maeve	AUS	HES	-2
QOM N°1 - Scott's View - km 27.2					
1	16	WLODARCZYK Dominika	POL	UAD	4
2	25	LE NET Marie	FRA	TFS	3
3	35	HENDERSON Anna	GBR	LTK	2
4	22	WOLLASTON Ally	NZL	TFS	1
QOM N°2 - Dingleton - km 39.8					
1	26	KRAAK Amber	NED	TFS	10
2	126	ROLDAN Mara	CAN	DFP	9
3	33	DEIGNAN Elizabeth	GBR	LTK	8
4	21	GERY Célia	FRA	TFS	7
5	162	DICKSON Lauren	GBR	ART	6
6	13	GASPARRINI Eleonora Camilla	ITA	UAD	5
7	55	LUDWIG Cecilie Uttrup	DEN	CSZ	4
8	103	LE COURT DE BILLOT Mary Patricia Kimbri	MRI	AGS	3
9	22	WOLLASTON Ally	NZL	TFS	2
10	35	HENDERSON Anna	GBR	LTK	1
QOM N°3 - Dunion Hill - km 64.9					
1	16	WLODARCZYK Dominika	POL	UAD	10
2	21	GERY Célia	FRA	TFS	9
3	126	ROLDAN Mara	CAN	DFP	8
4	13	GASPARRINI Eleonora Camilla	ITA	UAD	7
5	44	BERTON Nina	LUX	EFO	6
6	51	BACKSTEDT Jane Zoe	GBR	CSZ	5
7	33	DEIGNAN Elizabeth	GBR	LTK	4
8	15	SWINKELS Karlijn	NED	UAD	3
9	42	FAULKNER Kristen	USA	EFO	2
10	26	KRAAK Amber	NED	TFS	1
QOM N°4 - Scott's View - km 108					
1	101	BASTIAENSSEN Fauve	BEL	AGS	4
2	26	KRAAK Amber	NED	TFS	3
3	55	LUDWIG Cecilie Uttrup	DEN	CSZ	2
4	184	COUZENS Millie	GBR	GBR	1
QOM N°5 - Dingleton - km 120.4					
1	92	FERGUSON Cat	GBR	MOV	10
2	22	WOLLASTON Ally	NZL	TFS	9
3	55	LUDWIG Cecilie Uttrup	DEN	CSZ	8
4	124	NELSON Josie	GBR	DFP	7
5	13	GASPARRINI Eleonora Camilla	ITA	UAD	6
6	15	SWINKELS Karlijn	NED	UAD	5
7	162	DICKSON Lauren	GBR	ART	4
8	116	VAN DAM Sarah	CAN	CTC	3
9	26	KRAAK Amber	NED	TFS	2
10	122	JASTRAB Megan	USA	DFP	1

General Classification

Rk	Bib	Name First name	Nat	Team	Points
1	16	WLODARCZYK Dominika	POL	UAD	26
2	55	LUDWIG Cecilie Uttrup	DEN	CSZ	24
3	42	FAULKNER Kristen	USA	EFO	20
4	15	SWINKELS Karlijn	NED	UAD	19
5	162	DICKSON Lauren	GBR	ART	19
6	13	GASPARRINI Eleonora Camilla	ITA	UAD	18
7	21	GERY Célia	FRA	TFS	17
8	26	KRAAK Amber	NED	TFS	16
9	81	KOSTER Anouska	NED	UXM	15
10	92	FERGUSON Cat	GBR	MOV	13
11	22	WOLLASTON Ally	NZL	TFS	12
12	33	DEIGNAN Elizabeth	GBR	LTK	12
13	153	KEEP Tiffany	RSA	DAS	10
14	116	VAN DAM Sarah	CAN	CTC	8
15	35	HENDERSON Anna	GBR	LTK	8
16	172	GADD Lucy	GBR	FLR	8
17	66	TON Quinty	NED	LIV	7
18	124	NELSON Josie	GBR	DFP	7
19	44	BERTON Nina	LUX	EFO	6
20	51	BACKSTEDT Jane Zoe	GBR	CSZ	5
21	101	BASTIAENSSEN Fauve	BEL	AGS	4
22	31	MARKUS Riejanne	NED	LTK	4
23	73	VIGIE Margaux	FRA	TVL	4
24	25	LE NET Marie	FRA	TFS	3
25	91	BIANNIC Aude	FRA	MOV	3
26	122	JASTRAB Megan	USA	DFP	2
27	54	TOWERS Alice	GBR	CSZ	2
28	1	WIEBES Lorena	NED	SDW	2
29	184	COUZENS Millie	GBR	GBR	1
30	135	PLOUFFE Maeve	AUS	HES	-2

1 of 1 - 07/06/2025 - 15:39:27

Timing - Photo Finish - Results : **MATSPORT TIMING** 00.33.(0)4.76.52.53.60 - <https://cycling.matsport.com>

YOUNG RIDER CLASSIFICATION 3

THE SCOTTISH BORDER STAGE

SATURDAY, JUNE 7, 2025

Stage Classification

Distance : 143,800 km

Time of Winner: 3h42'37"

Average : 38,757 km/h

Rk	Bib	Name First name	Team	Nat	B	P	Gap
1	92	FERGUSON Cat	MOV	GBR	B:12"		+00
2	184	COUZENS Millie	GBR	GBR			+38"
3	75	WOLFF Imogen	TVL	GBR			"
4	132	LISTER Elizabeth Grace	HES	GBR			"
5	72	RIEDMANN Linda	TVL	GER			"
6	155	CLAY Lene Robyn	DAS	GBR			+3'14"
7	134	WENZEL Liv	HES	LUX			+3'17"
8	21	GERY Célia	TFS	FRA	B:01"		"
9	185	MACLEAN-HOWELL Ella	GBR	GBR			"
10	84	ANDERSON Minke Solbjørk	UXM	DEN			+3'22"
11	183	PERKINS Flora	GBR	GBR			"
12	51	BACKSTEDT Jane Zoe	CSZ	GBR			"
13	95	RUIZ PEREZ Lucia	MOV	ESP			+6'27"
14	74	VEENHOVEN Nienke	TVL	NED			+10'27"
15	175	RAMSAY Jayne Annabel	FLR	GBR			+14'36"
16	94	RUIZ PEREZ Laura	MOV	ESP			"
17	45	KNAVEN Mirre	EFO	NED			"
18	151	O BRIEN Aoife	DAS	IRL			"
19	154	YEOMAN Morven	DAS	GBR			"
20	52	AINTILA Wilma	CSZ	FIN			"
21	4	VAN BELLE Lisa	SDW	NED			"
22	46	VAN DER WOLF Babette	EFO	NED			+16'24"
23	146	WAHLSTRÖM Ella	AWO	SWE			+24'08"
24	133	RAMSEY Holly	HES	GBR			"

General Classification

Total Distance : 339.600 km

Time of the Winner: 8h39'42"

Average : 39.190 km/h

Rk	Bib	Name First name	Team	Nat	Time	Gap
1	92	FERGUSON Cat	MOV	GBR	8h39'42"	+00
2	184	COUZENS Millie	GBR	GBR	8h40'41"	+59"
3	75	WOLFF Imogen	TVL	GBR	8h42'29"	+2'47"
4	72	RIEDMANN Linda	TVL	GER	8h42'31"	+2'49"
5	132	LISTER Elizabeth Grace	HES	GBR	8h42'47"	+3'05"
6	183	PERKINS Flora	GBR	GBR	8h45'24"	+5'42"
7	51	BACKSTEDT Jane Zoe	CSZ	GBR	8h46'40"	+6'58"
8	21	GERY Célia	TFS	FRA	8h47'32"	+7'50"
9	155	CLAY Lene Robyn	DAS	GBR	8h47'41"	+7'59"
10	185	MACLEAN-HOWELL Ella	GBR	GBR	8h47'54"	+8'12"
11	154	YEOMAN Morven	DAS	GBR	8h59'22"	+19'40"
12	84	ANDERSON Minke Solbjørk	UXM	DEN	8h59'28"	+19'46"
13	74	VEENHOVEN Nienke	TVL	NED	9h02'19"	+22'37"
14	45	KNAVEN Mirre	EFO	NED	9h02'44"	+23'02"
15	4	VAN BELLE Lisa	SDW	NED	9h02'44"	"
16	134	WENZEL Liv	HES	LUX	9h04'57"	+25'15"
17	95	RUIZ PEREZ Lucia	MOV	ESP	9h05'56"	+26'14"
18	94	RUIZ PEREZ Laura	MOV	ESP	9h07'13"	+27'31"
19	46	VAN DER WOLF Babette	EFO	NED	9h08'10"	+28'28"
20	175	RAMSAY Jayne Annabel	FLR	GBR	9h13'41"	+33'59"
21	151	O BRIEN Aoife	DAS	IRL	9h13'50"	+34'08"
22	52	AINTILA Wilma	CSZ	FIN	9h14'07"	+34'25"
23	133	RAMSEY Holly	HES	GBR	9h29'15"	+49'33"
24	146	WAHLSTRÖM Ella	AWO	SWE	9h34'58"	+55'16"

Did not Finish

83	AHTOSALO Anniina	UXM	FIN
126	ROLDAN Mara	DFP	CAN
136	KOOPS Karlijn	HES	NED
142	ZAMAN Sannah	AWO	GBR

4 rider(s).

BRITISH CLASSIFICATION 3 THE SCOTTISH BORDER STAGE

SATURDAY, JUNE 7, 2025

Stage Classification

Distance : 143,800 km

Time of First : 3h42'37"

Average : 38,757 km/h

Rk	Bib	Name	First Name	Team	Nat	B	P	Gap
1	92	FERGUSON	Cat	MOV	GBR	B:12"		00
2	124	NELSON	Josie	DFP	GBR	B:06"		"
3	184	COUZENS	Millie	GBR	GBR			+38"
4	75	WOLFF	Imogen	TVL	GBR			"
5	132	LISTER	Elizabeth Grace	HES	GBR			"
6	35	HENDERSON	Anna	LTK	GBR			"
7	162	DICKSON	Lauren	ART	GBR			"
8	155	CLAY	Lene Robyn	DAS	GBR			+3'14"
9	54	TOWERS	Alice	CSZ	GBR			+3'17"
10	185	MACLEAN-HOWELL	Ella	GBR	GBR			"
11	183	PERKINS	Flora	GBR	GBR			+3'22"
12	51	BACKSTEDT	Jane Zoe	CSZ	GBR			"
13	182	MORRIS	Anna	GBR	GBR			+5'51"
14	33	DEIGNAN	Elizabeth	LTK	GBR			+10'31"
15	186	TACEY	April	GBR	GBR			+14'36"
16	175	RAMSAY	Jayne Annabel	FLR	GBR			"
17	144	SCOTT	Katie	AWO	GBR			"
18	161	MORROW	Beth	ART	GBR			"
19	154	YEOMAN	Morven	DAS	GBR			"
20	171	HARRIS	Lucy	FLR	GBR			"
21	165	HOLLAND	Arianne	ART	GBR			"
22	181	ROBERTS	Jessica	GBR	GBR			"
23	174	DEW	Bexy	FLR	GBR			"
24	152	MILLER	Tamsin	DAS	GBR			"
25	172	GADD	Lucy	FLR	GBR			"
26	173	MORRICE	Alex	FLR	GBR			+16'24"
27	176	TINDLEY	Joanna	FLR	GBR			"
28	133	RAMSEY	Holly	HES	GBR			+24'08"
29	163	GORNALL	Amy	ART	GBR			+33'00"

Did not Finish

142	ZAMAN	Sannah	AWO	GBR
156	LEE	Lucy	DAS	GBR

2 rider(s).

General classification

Total : 339.600 km

Time of First : 8h39'42"

Average : 39.190 km/h

Rk	Bib	Name	First Name	Team	Nat	Time	Gap
1	92	FERGUSON	Cat	MOV	GBR	8h39'42"	00
2	35	HENDERSON	Anna	LTK	GBR	8h40'38"	+56"
3	184	COUZENS	Millie	GBR	GBR	8h40'41"	+59"
4	75	WOLFF	Imogen	TVL	GBR	8h42'29"	+2'47"
5	132	LISTER	Elizabeth Grace	HES	GBR	8h42'47"	+3'05"
6	162	DICKSON	Lauren	ART	GBR	8h43'08"	+3'26"
7	124	NELSON	Josie	DFP	GBR	8h43'37"	+3'55"
8	183	PERKINS	Flora	GBR	GBR	8h45'24"	+5'42"
9	51	BACKSTEDT	Jane Zoe	CSZ	GBR	8h46'40"	+6'58"
10	155	CLAY	Lene Robyn	DAS	GBR	8h47'41"	+7'59"
11	54	TOWERS	Alice	CSZ	GBR	8h47'44"	+8'02"
12	185	MACLEAN-HOWELL	Ella	GBR	GBR	8h47'54"	+8'12"
13	182	MORRIS	Anna	GBR	GBR	8h51'42"	+12'00"
14	33	DEIGNAN	Elizabeth	LTK	GBR	8h52'18"	+12'36"
15	144	SCOTT	Katie	AWO	GBR	8h59'09"	+19'27"
16	154	YEOMAN	Morven	DAS	GBR	8h59'22"	+19'40"
17	165	HOLLAND	Arianne	ART	GBR	9h04'58"	+25'16"
18	171	HARRIS	Lucy	FLR	GBR	9h10'17"	+30'35"
19	152	MILLER	Tamsin	DAS	GBR	9h10'21"	+30'39"
20	172	GADD	Lucy	FLR	GBR	9h11'24"	+31'42"
21	175	RAMSAY	Jayne Annabel	FLR	GBR	9h13'41"	+33'59"
22	186	TACEY	April	GBR	GBR	9h13'50"	+34'08"
23	174	DEW	Bexy	FLR	GBR	9h13'50"	"
24	181	ROBERTS	Jessica	GBR	GBR	9h14'02"	+34'20"
25	173	MORRICE	Alex	FLR	GBR	9h15'55"	+36'13"
26	176	TINDLEY	Joanna	FLR	GBR	9h15'55"	"
27	161	MORROW	Beth	ART	GBR	9h19'36"	+39'54"
28	163	GORNALL	Amy	ART	GBR	9h29'06"	+49'24"
29	133	RAMSEY	Holly	HES	GBR	9h29'15"	+49'33"

TEAM CLASSIFICATION 3

THE SCOTTISH BORDER STAGE

SATURDAY, JUNE 7, 2025

Stage Classification Distance : 143,800 km				General Classification Total Distance : 339.600 km			
Rk	Team	Time	Gap	Rk	Team	Time	Gap
1	Team Picnic PostNL 124 / 123 / 122	11h09'07"	+00	1	FDJ - SUEZ	26h02'06"	+00
2	FDJ - SUEZ 22 / 25 / 26	11h09'07"	' '	2	Team Picnic PostNL	26h05'55"	+3'49"
3	UAE Team ADQ 15 / 13 / 14	11h11'11"	+2'04"	3	Lidl - Trek	26h06'13"	+4'07"
4	Lidl - Trek 35 / 31 / 32	11h12'27"	+3'20"	4	UAE Team ADQ	26h10'18"	+8'12"
5	Canyon//SRAM Zondacrypto 55 / 54 / 53	11h15'03"	+5'56"	5	Movistar Team	26h13'14"	+11'08"
6	Great Britain National Team 184 / 185 / 183	11h15'08"	+6'01"	6	Great Britain National Team	26h13'59"	+11'53"
7	Uno-X Mobility 82 / 84 / 81	11h15'13"	+6'06"	7	Canyon//SRAM Zondacrypto	26h14'53"	+12'47"
8	Movistar Team 92 / 93 / 95	11h17'35"	+8'28"	8	Liv AlUla Jayco	26h18'38"	+16'32"
9	Liv AlUla Jayco 66 / 61 / 65	11h18'18"	+9'11"	9	CERATIZIT Pro Cycling Team	26h18'47"	+16'41"
10	CERATIZIT Pro Cycling Team 116 / 114 / 115	11h19'34"	+10'27"	10	Team Visma Lease A Bike	26h19'58"	+17'52"
11	Team Visma Lease A Bike 75 / 72 / 73	11h19'34"	' '	11	Uno-X Mobility	26h22'47"	+20'41"
12	AG Insurance - Soudal Team 102 / 101 / 105	11h24'57"	+15'50"	12	Team SD Worx - Protime	26h33'33"	+31'27"
13	HESS Cycling Team 132 / 134 / 135	11h26'22"	+17'15"	13	EF Education - Oatly	26h34'02"	+31'56"
14	Team SD Worx - Protime 3 / 1 / 2	11h29'23"	+20'16"	14	AG Insurance - Soudal Team	26h34'10"	+32'04"
15	EF Education - Oatly 42 / 44 / 43	11h32'10"	+23'03"	15	DAS-Hutchinson	26h50'38"	+48'32"
16	Handsling Alba Development Road Team 162 / 161 / 165	11h37'41"	+28'34"	16	HESS Cycling Team	26h52'10"	+50'04"
17	DAS-Hutchinson 155 / 151 / 154	11h40'17"	+31'10"	17	CJ O'Shea Racing Team	26h54'04"	+51'58"
18	CJ O'Shea Racing Team 143 / 144 / 141	11h43'16"	+34'09"	18	Handsling Alba Development Road Team	26h58'39"	+56'33"
19	Smurfit Westrock Cycling Team 175 / 171 / 174	11h51'39"	+42'32"	19	Smurfit Westrock Cycling Team	27h35'24"	+1h33'18"

RECAPITULATIF DES BONIFICATIONS 3

THE SCOTTISH BORDER STAGE

SATURDAY, JUNE 7, 2025

Stage						Total Stage					
Rk	Bib	Name First Name	Nat	Team	Bonus	Rk	Bib	Name First Name	Nat	Team	Bonus
Pénalités						1	92	FERGUSON Cat	GBR	MOV	14"
1	135	PLOUFFE Maeve	AUS	HES	-20"	2	22	WOLLASTON Ally	NZL	TFS	11"
Sprint N°1 - First Passage of Finish Line						3	42	FAULKNER Kristen	USA	EFO	11"
1	22	WOLLASTON Ally	NZL	TFS	03"	4	31	MARKUS Riejanne	NED	LTK	06"
2	92	FERGUSON Cat	GBR	MOV	02"	5	124	NELSON Josie	GBR	DFP	06"
3	21	GERY Célia	FRA	TFS	01"	6	1	WIEBES Lorena	NED	SDW	04"
Finish						7	153	KEEP Tiffany	RSA	DAS	03"
1	92	FERGUSON Cat	GBR	MOV	10"	8	15	SWINKELS Karlijn	NED	UAD	02"
2	124	NELSON Josie	GBR	DFP	06"	9	172	GADD Lucy	GBR	FLR	02"
3	22	WOLLASTON Ally	NZL	TFS	04"	10	21	GERY Célia	FRA	TFS	01"
						Total bonuses : 1'00"					




















1 of 1 - 07/06/2025 - 15:39:12

Timing - Photo Finish - Results : **MATSPORT TIMING** 00.33.(0)4.76.52.53.60 - <https://cycling.matsport.com>

CAR ORDER

Etape N°4 : THE GLASGOW STAGE

SUNDAY, JUNE 8, 2025

- | | | |
|----|-------------------------------------------------------------------------------------|--------------------------------------|
| 1 |  | Movistar Team |
| 2 |  | FDJ - SUEZ |
| 3 |  | UAE Team ADQ |
| 4 |  | Lidl - Trek |
| 5 |  | CERATIZIT Pro Cycling Team |
| 6 |  | Team Picnic PostNL |
| 7 |  | Canyon//SRAM Zondacrypto |
| 8 |  | Liv AlUla Jayco |
| 9 |  | Great Britain National Team |
| 10 |  | Team Visma Lease A Bike |
| 11 |  | HESS Cycling Team |
| 12 |  | EF Education - Oatly |
| 13 |  | Handsling Alba Development Road Team |
| 14 |  | Uno-X Mobility |
| 15 |  | Team SD Worx - Protime |
| 16 |  | DAS-Hutchinson |
| 17 |  | AG Insurance - Soudal Team |
| 18 |  | CJ O'Shea Racing Team |
| 19 |  | Smurfit Westrock Cycling Team |

START LIST 4

THE GLASGOW STAGE

SATURDAY, JUNE 7, 2025

94 riders




















SDW Team SD Worx - Protimé	86	175 *RAMSAY Jayne Annabel	82th +33'59"
1 WIEBES Lorena	43th +13'09"	176 TINDLEY Joanna	90th +36'13"
2 MARKUS Femke	53th +17'49"	GBR Great Britain National Team	
3 LACH Marta	23th +5'23"	181 ROBERTS Jessica	86th +34'20"
4 *VAN BELLE Lisa	65th +23'02"	182 MORRIS Anna	41th +12'00"
5 SCHNEIDER Skylar	57th +19'29"	183 *PERKINS Flora	24th +5'42"
6 GUARISCHI Barbara		184 *COUZENS Millie	10th +59"
UAD UAE Team ADQ		185 *MACLEAN-HOWELL Ella	32th +8'12"
11 BACKSTEDT Elynor	63th +22'43"	186 TACEY April	83th +34'08"
12 BERTIZZOLO Sofia	69th +23'37"	MOV Movistar Team	
13 GASPARRINI Eleonora	22th +4'46"	91 BIANNIC Aude	54th +18'07"
14 GILLESPIE Lara	39th +11'43"	92 *FERGUSON Cat	1st 8h39'42"
15 SWINKELS Karlijn	3rd +12"	93 MACKAIJ Floortje	21th +3'56"
16 WLODARCZYK Dominika	52th +17'31"	94 *RUIZ PEREZ Laura	74th +27'31"
TFS FDJ - SUEZ		95 *RUIZ PEREZ Lucia	73th +26'14"
21 *GERY Célia	28th +7'50"	96	
22 WOLLASTON Ally	2nd +03"	AGS AG Insurance - Soudal Team	
23 WIEL Jade	33th +8'21"	101 BASTIAENSSEN Fauve	68th +23'11"
24 VIGILIA Alessia	35th +8'28"	102 BORGSTRÖM Julia	40th +12'00"
25 LE NET Marie	12th +1'41"	103 LE COURT DE BILLOT Mary-	
26 KRAAK Amber	11th +1'05"	104 LOUW Anya	67th +23'05"
LTK Lidl - Trek		105 MANLY Alexandra	51th +17'15"
31 MARKUS Riejanne	4th +40"	106 VERHULST WILD Gladys	
32 BJERG Emma Cecilie	36th +8'39"	CTC CERATIZIT Pro Cycling Team	
33 DEIGNAN Elizabeth	42th +12'36"	111 BRAUË Franziska	58th +19'36"
34 HANSON Lauretta	27th +6'59"	112 BURLOVÁ Kristýna	50th +16'31"
35 HENDERSON Anna	9th +56"	113 DE ZOETE Mylene	80th +31'11"
36		114 JASKULSKA Marta	19th +3'48"
EFO EF Education - Oatly		115 LE MOUËL Celia	46th +15'01"
41 BORGHESI Letizia		116 VAN DAM Sarah	5th +52"
42 FAULKNER Kristen	16th +3'15"	DFP Team Picnic PostNL	
43 ROY Sarah	48th +15'35"	121 BARBIERI Rachele	72th +25'50"
44 BERTON Nina	55th +18'57"	122 JASTRAB Megan	6th +52"
45 *KNAVEN Mirre	64th +23'02"	123 KOOL Charlotte	25th +5'59"
46 *VAN DER WOLF Babette	75th +28'28"	124 NELSON Josie	20th +3'55"
CSZ Canyon/SRAM Zondacrypto		125 PEPERKAMP Esmée	38th +10'14"
51 *BACKSTEDT Jane Zoe	26th +6'58"	126 ROLDAN Mara	
52 *AINTILA Wilma	88th +34'25"	HES HESS Cycling Team	
53 CONSONNI Chiara	49th +16'29"	131 BRAAM Danique	
54 TOWERS Alice	30th +8'02"	132 *LISTER Elizabeth Grace	15th +3'05"
55 LUDWIG Cecilie Uttrup	7th +52"	133 *RAMSEY Holly	93th +49'33"
56 VAN DER DUIN Maike		134 *WENZEL Liv	70th +25'15"
LIV Liv AluA Jayco		135 PLOUFFE Maeve	79th +30'59"
61 PATE Amber	34th +8'22"	136 KOOPS Karlijn	
62 BAKER Georgia	66th +23'05"	AWO CJ O'Shea Racing Team	
63 TALBOT Josie		141 FORTIN Emilie	61th +20'56"
64 PATERNOSTER Letizia		142 ZAMAN Hannah	
65 ROSEMAN-GANNON Ruby	37th +10'14"	143 GROVE S'annara	44th +14'35"
66 TON Quinty	8th +56"	144 SCOTT Katie	56th +19'27"
TVL Team Visma Lease A Bike		145 KNOX Freya	
71 FIDANZA Martina	87th +34'25"	146 *WAHLSTRÖM Ella	94th +55'16"
72 *RIEDMANN Linda	14th +2'49"	DAS DAS-Hutchinson	
73 VIGIE Margaux	47th +15'16"	151 *O BRIEN Aoife	84th +34'08"
74 *VEENHOVEN Nienke	62th +22'37"	152 MILLER Tamsin	78th +30'39"
75 *WOLFF Imogen	13th +2'47"	153 KEEP Tiffany	76th +29'48"
76		154 *YEOMAN Morven	59th +19'40"
UXM Uno-X Mobility		155 *CLAY Lene Robyn	29th +7'59"
81 KOSTER Anouska	31th +8'11"	156 LEE Lucy	
82 ZANETTI Linda	18th +3'39"	ART Handsling Alba Development Road Team	
83 AHTOSALO Anniina		161 MORROW Beth	91th +39'54"
84 *ANDERSON Minke Solbjørk	60th +19'46"	162 DICKSON Lauren	17th +3'26"
85 BEEKHUIS Teuntje	45th +14'56"	163 GORNALL Amy	92th +49'24"
		164 LEECH Madelaine	
		165 HOLLAND Arianne	71th +25'16"
		166 RICHARDSON Kate	
		FLR Smurfit Westrock Cycling Team	
		171 HARRIS Lucy	77th +30'35"
		172 GADD Lucy	81th +31'42"
		173 MORRICE Alex	89th +36'13"
		174 DEW Bexy	85th +34'08"

Timing - Photo Finish - Results - Tracking : **MATSPORT TIMING** 00.33.(0)4.76.52.53.60 - <https://www.matsport.com>

Sign on Schedule

Stage N°4 : THE GLASGOW STAGE

SUNDAY, JUNE 8, 2025

1	09:12:00		Smurfit Westrock Cycling Team
2	09:14:00		CJ O'Shea Racing Team
3	09:16:00		AG Insurance - Soudal Team
4	09:18:00		DAS-Hutchinson
5	09:20:00		Team SD Worx - Protime
6	09:22:00		Uno-X Mobility
7	09:24:00		Handsling Alba Development Road Team
8	09:26:00		EF Education - Oatly
9	09:28:00		HESS Cycling Team
10	09:30:00		Team Visma Lease A Bike
11	09:32:00		Great Britain National Team
12	09:34:00		Liv AlUla Jayco
13	09:36:00		Canyon//SRAM Zondacrypto
14	09:38:00		Team Picnic PostNL
15	09:40:00		CERATIZIT Pro Cycling Team
16	09:42:00		Lidl - Trek
17	09:44:00		UAE Team ADQ
18	09:46:00		FDJ - SUEZ
19	09:48:00		Movistar Team

GRID

Stage n°4 : THE GLASGOW STAGE

94 riders

SDW	1 WIEBES Lorena +13'09" 8° 28°	2 MARKUS Femke +17'49"	3 LACH Marta +5'23"	4 *VAN BELLE Lisa +23'02"	5 SCHNEIDER Skylar +19'29"	
UAD	11 BACKSTEDT Elynor +22'43"	12 BERTIZZOLO Sofia +23'37"	13 GASPARRINI Eleonora Camilla +4'46" 15° 6°	14 GILLESPIE Lara +11'43"	15 SWINKELS Karlijn +12" 4° 4°	16 *WLODARCZYK Dominika +17'31" 1°
TFS	21 *GERY Celia +7'50" 16° 7°	22 WOLLASTON Ally +03" 2° 11°	23 WIEL Jade +8'21"	24 VIGILIA Alessia +8'28"	25 LE NEI Marie +14'1" 21° 24°	26 KRAAK Amber +1'05" 8°
LTK	31 MARKUS Riejanne +40" 5° 22°	32 *BERG Emma Cecilie Norsgaard +8'39"	33 *DEIGMAN Elizabeth +12'36" 12°	34 HANSON Lauretta +6'59"	35 *HENDERSON Anna +56" 18° 15°	
EFO		42 *FAULKNER Kristen +3'15" 3° 3°	43 ROY Sarah +15'35"	44 *BERION Nina +18'57" 19°	45 *KNAVEN Mirre +23'02"	46 *VAN DER WOLF Babette +28'28"
CSZ	51 *BACKSTEDT Jane Zoe +6'58" 20°	52 *AINILA Wilma +34'25"	53 CONSONNI Chiara +16'29"	54 *LOWERS Alice +8'02" 27°	55 LUDWIG Cecile Utrup +52" 17° 2°	
LIV	61 *PALE Amber +8'22"	62 *BAKER Georgia +23'05"			65 *ROSEMAN-GANNON Ruby +10'14"	66 *ION Quilty +56" 10° 17°
TVL	71 *FIANZA Martina +34'25"	72 *RIEDMANN Linda +2'49"	73 VIGIE Margaux +15'16" 23°	74 *VEENHOVEN Nienke +22'37"	75 *WOLFF Imogen +2'47" 19°	
UXM	81 *KOSTER Anouska +8'11" 9°	82 *LANE LIL Linda +3'39" 12°		84 *ANDERSON Minke Solbjørk +19'46"	85 *BEKHUIS Teuntje +14'56"	
MOV	91 *BIANNIC Aude +18'07" 25°	92 *FERGUSON Cat 1st 1° 10°	93 *MACKAU Hoorlje +3'56"	94 *RUIZ PEREZ Laura +27'31" 23°	95 *RUIZ PEREZ Lucia +26'14"	
AGS	101 *BASTIAENSEN Fauve +23'11" 21°	102 *BURGSTRÖM Julia +12'00"		104 *LOUW Anya +23'05"	105 *MANLY Alexandra +17'15"	
CTC	111 *BRAUSE Franziska +19'36"	112 *BURLOVA Kristýna +16'31"	113 *DE ZOE LE Mylene +31'11"	114 *JASKULSKA Marta +3'48"	115 *LE MOUËL Celia +15'01"	116 *VAN DAM Sarah +52" 14° 14°
DFP	121 *BARBIERI Rachele +25'50" 20°	122 *JASTRAH Megan +52" 7° 26°	123 *KOOL Charlotte +5'59" 22°	124 *NELSON Josie +3'55" 6° 18°	125 *PEPERKAMP Esmée +10'14"	
HES		132 *LISTER Elizabeth Grace +3'05"	133 *RAMSEY Holly +49'33"	134 *WENZEL Liv +25'15"	135 *PLOUFFE Maeve +30'59" 24° 30°	
AWO	141 *FORIN Emilie +20'56"		143 *GRUVE S'annara +14'35"	144 *SCOTT Katie +19'27"		146 *WAHLSTRÖM Ella +55'16"
DAS	151 *O'BRIEN Aoife +34'08"	152 *MILLER Iamsin +30'39"	153 *KLEP Tiffany +29'48" 9° 13°	154 *LYUMAN Morven +19'40"	155 *CLAY Lene Robyn +7'59"	
ART	161 *MORROW Beth +39'54"	162 *DICKSON Lauren +3'26" 5°	163 *GORNALL Amy +49'24"		165 *HOLLAND Arienne +25'16"	
FLR	171 *HARRIS Lucy +30'35"	172 *GADD Lucy +31'42" 13° 16°	173 *MORRICE Alex +36'13"	174 *DEW Bexy +34'08"	175 *RAMSAY Jayne Annabel +33'59"	176 *HINDLEY Joanna +36'13"
GBR	181 *ROBERTS Jessica +34'20"	182 *MORRIS Anna +12'00"	183 *PERKINS Flora +5'42"	184 *COUZENS Millie +59" 11° 29°	185 *MACLEAN-HOWELL Ella +8'12"	186 *TACEY April +34'08"



COMMUNIQUE 3

The Scottish Borders Stage

Saturday 7 June 2025

Fight against technological fraud, as part of the fight against technological fraud, 37 bikes were checked today. All bikes complied with UCI regulations.

Dans le cadre de la lutte contre la fraude technologique, 37 vélos ont été contrôlés ce jour, tous les vélos étaient conformes à la Règlementation UCI.

Art. 2.12.007: 4.7 - Sheltering behind or taking advantage of the slipstream of a vehicle -
Abri derrière un véhicule ou prise du sillage d'un véhicule

PLOUFFE, Maeve - 10011147203 - Hess Cycling Team

Rider: CHF 100 fine, 20% penalty in the points (5 points) and mountains (2 points) classifications, 20 second penalty, 5 points from UCI rankings and yellow card

Art. 2.12.007: 4.7 - Sheltering behind or taking advantage of the slipstream of a vehicle -
Abri derrière un véhicule ou prise du sillage d'un véhicule

MEDLOFF, Ralf - 10064338565 - Hess Cycling Team

Sport director responsible for the vehicle: CHF 200 fine and yellow card

REMINDER

Teams are reminded to return their **transponders** immediately following tomorrow's stage to the finish line – results cabin.

Team Radios are to be returned to the **CS (Communications Specialist Ltd) Grey van** that will be situated through Deviation near Team Parking at the completion of tomorrow's stage.

