

## HONOR 2nd STAGE

**HARTLEPOOL to SALTBURN by THE SEA**

114,300 km

### STAGE

**Stage winner**

126 ROLDAN Mara

Team Picnic PostNL

**Best Young Stage**

126 ROLDAN Mara

Team Picnic PostNL

**Combativity**

153 KEEP Tiffany

DAS-Hutchinson

### GENERAL

**General**

42 FAULKNER Kristen

EF Education - Oatly

**Points**

42 FAULKNER Kristen

EF Education - Oatly

**Queen of Mountain**

42 FAULKNER Kristen

EF Education - Oatly

**Best Young**

92 FERGUSON Cat

Movistar Team

**Best Team**



TFS FDJ - SUEZ

### JERSEY

**Green Jersey**



42 FAULKNER Kristen

EF Education - Oatly

**Red Jersey**



126 ROLDAN Mara

Team Picnic PostNL

**Bleu Jersey**



81 KOSTER Anouska

Uno-X Mobility

**White Jersey**



92 FERGUSON Cat

Movistar Team

## STAGE CLASSIFICATION 2

### HARTLEPOOL to SALTBURN by THE SEA

FRIDAY, JUNE 6, 2025

Distance : 114.300 km

Time of the winner: 2h57'38"

Average : 38.608 km/h

Rk	Bib	Name First name	Team	Nat	B	P	Gap	Rk	Bib	Name First name	Team	Nat	B	P	Gap
1	126	*ROLDAN Mara	DFP	CAN	B:10"		+00	67	134	*WENZEL Liv	HES	LUX			"
2	31	MARKUS Riejanne	LTK	NED	B:06"		+12"	68	94	*RUIZ PEREZ Laura	MOV	ESP			"
3	22	WOLLASTON Ally	TFS	NZL	B:04"		+18"	69	62	BAKER Georgia	LIV	AUS			+6'45"
4	122	JASTRAB Megan	DFP	USA			"	70	104	LOUW Anya	AGS	AUS			"
5	92	*FERGUSON Cat	MOV	GBR	B:02"		"	71	85	BEEKHUIS Teuntje	UXM	NED			"
6	15	SWINKELS Karlijn	UAD	NED	B:01"		"	72	12	BERTIZZOLO Sofia	UAD	ITA			+6'57"
7	55	LUDWIG Cecilie Uttrup	CSZ	DEN			"	73	53	CONSONNI Chiara	CSZ	ITA			+6'59"
8	116	VAN DAM Sarah	CTC	CAN			"	74	102	BORGSTRÖM Julia	AGS	SWE			"
9	42	FAULKNER Kristen	EFO	USA	B:03"		"	75	153	KEEP Tiffany	DAS	RSA	B:03"		+7'14"
10	66	TON Quinty	LIV	NED			+22"	76	113	DE ZOETE Mylene	CTC	NED			"
11	35	HENDERSON Anna	LTK	GBR			"	77	5	SCHNEIDER Skylar	SDW	USA			"
12	162	DICKSON Lauren	ART	GBR			"	78	172	GADD Lucy	FLR	GBR	B:02"		+7'47"
13	75	*WOLFF Imogen	TVL	GBR			+25"	79	165	HOLLAND Arianne	ART	GBR			+8'56"
14	26	KRAAK Amber	TFS	NED			"	80	156	LEE Lucy	DAS	GBR			+9'06"
15	184	*COUZENS Millie	GBR	GBR			"	81	121	BARBIERI Rachele	DFP	ITA			"
16	72	*RIEDMANN Linda	TVL	GER			+27"	82	161	MORROW Beth	ART	GBR			+10'02"
17	183	*PERKINS Flora	GBR	GBR			+36"	83	175	*RAMSAY Jayne Annabel	FLR	GBR			"
18	93	MACKAIJ Floortje	MOV	NED			+43"	84	142	*ZAMAN Sannah	AWO	GBR			+10'06"
19	132	*LISTER Elizabeth Grace	HES	GBR			"	85	133	*RAMSEY Holly	HES	GBR			+10'09"
20	25	LE NET Marie	TFS	FRA			+1'01"	86	186	TACEY April	GBR	GBR			+10'11"
21	114	JASKULSKA Marta	CTC	POL			+1'26"	87	174	DEW Bexy	FLR	GBR			"
22	33	DEIGNAN Elizabeth	LTK	GBR			+2'03"	88	163	GORNALL Amy	ART	GBR			"
23	65	ROSEMAN-GANNON Ruby	LIV	AUS			"	89	151	*O BRIEN Aoife	DAS	IRL			"
24	124	NELSON Josie	DFP	GBR			+2'17"	90	84	*ANDERSON Minke Solbjørk	UXM	DEN			"
25	125	PEPERKAMP Esmée	DFP	NED			"	91	46	*VAN DER WOLF Babette	EFO	NED			+10'20"
26	1	WIEBES Lorena	SDW	NED			+2'50"	92	136	*KOOPS Karlijn	HES	NED			+10'23"
27	103	LE COURT DE BILLOT Mary Patricia K	AGS	MRI			"	93	181	ROBERTS Jessica	GBR	GBR			"
28	21	*GERY Célia	TFS	FRA			"	94	95	*RUIZ PEREZ Lucia	MOV	ESP			+10'26"
29	115	LE MOUËL Celia	CTC	FRA			"	95	74	*VEENHOVEN Nienke	TVL	NED			"
30	13	GASPARRINI Eleonora Camilla	UAD	ITA			+2'59"	96	52	*AINTILA Wilma	CSZ	FIN			+10'28"
31	16	WLODARCZYK Dominika	UAD	POL			"	97	101	BASTIAENSSEN Fauve	AGS	BEL			"
32	54	TOWERS Alice	CSZ	GBR			+3'01"	98	71	FIDANZA Martina	TVL	ITA			"
33	3	LACH Marta	SDW	POL			"	99	11	BACKSTEDT Elynor	UAD	GBR			"
34	155	*CLAY Lene Robyn	DAS	GBR			"	100	176	TINDLEY Joanna	FLR	GBR			"
35	82	ZANETTI Linda	UXM	SUI			+3'05"	101	173	MORRICE Alex	FLR	GBR			"
36	73	VIGIE Margaux	TVL	FRA			"	102	83	*AHTOSALO Anniina	UXM	FIN			+15'19"
37	81	KOSTER Anouska	UXM	NED			"	103	146	*WAHLSTRÖM Ella	AWO	SWE			+15'52"
38	144	SCOTT Katie	AWO	GBR			+3'07"	<i>Did not Finish</i>							
39	185	*MACLEAN-HOWELL Ella	GBR	GBR			+3'11"	56		VAN DER DUIN Maike	CSZ	NED			
40	64	PATERNOSTER Letizia	LIV	ITA			+3'16"	63		TALBOT Josie	LIV	AUS			
41	111	BRAUË Franziska	CTC	GER			"	106		VERHULST WILD Gladys	AGS	FRA			
42	61	PATE Amber	LIV	AUS			"	164		*LEECH Madelaine	ART	GBR			
43	23	WIEL Jade	TFS	FRA			+3'20"								
44	154	*YEOMAN Morven	DAS	GBR			"								
45	43	ROY Sarah	EFO	AUS			"								
46	24	VIGILIA Alessia	TFS	ITA			+3'27"								
47	34	HANSON Laurretta	LTK	AUS			+3'35"	<i>Did not Start</i>							
48	32	BJERG Emma Cecilie Norsgaard	LTK	DEN			"	166		RICHARDSON Kate	ART	GBR			
49	91	BIANNIC Aude	MOV	FRA			"								
50	123	KOOL Charlotte	DFP	NED			+3'37"								
51	51	*BACKSTEDT Jane Zoe	CSZ	GBR			+3'40"								
52	6	GUARISCHI Barbara	SDW	ITA			"								
53	41	BORGHESI Letizia	EFO	ITA			"								
54	112	BURLOVÁ Kristýna	CTC	CZE			+4'16"								
55	182	MORRIS Anna	GBR	GBR			+4'25"								
56	141	FORTIN Emilie	AWO	CAN			+4'36"								
57	105	MANLY Alexandra	AGS	AUS			+5'04"								
58	2	MARKUS Femke	SDW	NED			+5'38"								
59	171	HARRIS Lucy	FLR	GBR			+6'38"								
60	143	GROVE S'annara	AWO	RSA			"								
61	152	MILLER Tamsin	DAS	GBR			+6'42"								
62	135	PLOUFFE Maeve	HES	AUS			"								
63	45	*KNAVEN Mirre	EFO	NED			"								
64	14	GILLESPIE Lara	UAD	IRL			"								
65	44	BERTON Nina	EFO	LUX			"								
66	4	*VAN BELLE Lisa	SDW	NED			"								

4 rider(s).

1 rider(s).

## GENERAL CLASSIFICATION STAGE 2

**HARTLEPOOL to SALTBURN by THE SEA**

Distance : 195.800 km

Time of Winner: 4h57'03"

Average : 39.525 km/h

FRIDAY, JUNE 6, 2025

Rk	Bib	Name First name	Team	Nat	Time	Gap	Rk	Bib	Name First name	Team	Nat	Time	Gap	
1	42	FAULKNER Kristen		EFO	USA	4h57'03"	+00"	64	104	LOUW Anya	AGS	AUS	"	"
2	31	MARKUS Riejeanne		LTK	NED	4h57'07"	+04"	65	85	BEEKHUIS Teuntje	UXM	NED	"	"
3	22	WOLLASTON Ally		TFS	NZL	4h57'15"	+12"	66	102	BORGSTRÖM Julia	AGS	SWE	5h05'48"	+8'45"
4	92	*FERGUSON Cat		MOV	GBR	4h57'17"	+14"	67	5	SCHNEIDER Skylar	SDW	USA	5h06'03"	+9'00"
5	15	SWINKELS Karlijn		UAD	NED	"	"	68	64	PATERNOSTER Letizia	LIV	ITA	5h06'34"	+9'31"
6	122	JASTRAB Megan		DFP	USA	4h57'19"	+16"	69	165	HOLLAND Arianne	ART	GBR	5h07'45"	+10'42"
7	116	VAN DAM Sarah		CTC	CAN	"	"	70	156	LEE Lucy	DAS	GBR	5h08'46"	+11'43"
8	55	LUDWIG Cecilie Uttrup		CSZ	DEN	"	"	71	46	*VAN DER WOLF Babette	EFO	NED	5h09'09"	+12'06"
9	66	TON Quinty		LIV	NED	4h57'23"	+20"	72	74	*VEENHOVEN Nienke	TVL	NED	5h09'15"	+12'12"
10	35	HENDERSON Anna		LTK	GBR	"	"	73	11	BACKSTEDT Elynor	UAD	GBR	5h09'17"	+12'14"
11	184	*COUZENS Millie		GBR	GBR	4h57'26"	+23"	74	94	*RUIZ PEREZ Laura	MOV	ESP	5h10'00"	+12'57"
12	26	KRAAK Amber		TFS	NED	4h57'32"	+29"	75	12	BERTIZZOLO Sofia	UAD	ITA	5h10'15"	+13'12"
13	93	MACKAIJ Floortje		MOV	NED	4h57'44"	+41"	76	53	CONSONNI Chiara	CSZ	ITA	5h10'17"	+13'14"
14	25	LE NET Marie		TFS	FRA	4h58'08"	+1'05"	77	153	KEEP Tiffany	DAS	RSA	5h10'29"	+13'26"
15	126	*ROLDAN Mara		DFP	CAN	4h58'13"	+1'10"	78	121	BARBIERI Rachele	DFP	ITA	5h12'24"	+15'21"
16	33	DEIGNAN Elizabeth		LTK	GBR	4h59'10"	+2'07"	79	171	HARRIS Lucy	FLR	GBR	5h13'04"	+16'01"
17	75	*WOLFF Imogen		TVL	GBR	4h59'14"	+2'11"	80	135	PLOUFFE Maeve	HES	AUS	5h13'08"	+16'05"
18	72	*RIEDMANN Linda		TVL	GER	4h59'16"	+2'13"	81	152	MILLER Tamsin	DAS	GBR	"	"
19	183	*PERKINS Flora		GBR	GBR	4h59'25"	+2'22"	82	163	GORNALL Amy	ART	GBR	5h13'29"	+16'26"
20	132	*LISTER Elizabeth Grace		HES	GBR	4h59'32"	+2'29"	83	84	*ANDERSON Minke Solbjørk	UXM	DEN	"	"
21	103	LE COURT DE BILLOT Mary Patricia Kimt		AGS	MRI	4h59'33"	+2'30"	84	113	DE ZOETE Mylene	CTC	NED	5h13'40"	+16'37"
22	1	WIEBES Lorena		SDW	NED	4h59'47"	+2'44"	85	172	GADD Lucy	FLR	GBR	5h14'11"	+17'08"
23	162	DICKSON Lauren		ART	GBR	4h59'53"	+2'50"	86	175	*RAMSAY Jayne Annabel	FLR	GBR	5h16'28"	+19'25"
24	16	WLODARCZYK Dominika		UAD	POL	5h00'00"	+2'57"	87	142	*ZAMAN Sannah	AWO	GBR	5h16'32"	+19'29"
25	82	ZANETTI Linda		UXM	SUI	5h00'06"	+3'03"	88	186	TACEY April	GBR	GBR	5h16'37"	+19'34"
26	114	JASKULSKA Marta		CTC	POL	5h00'15"	+3'12"	89	151	*O BRIEN Aoife	DAS	IRL	"	"
27	91	BIANNIC Aude		MOV	FRA	5h00'36"	+3'33"	90	174	DEW Bexy	FLR	GBR	"	"
28	51	*BACKSTEDT Jane Zoe		CSZ	GBR	5h00'41"	+3'38"	91	181	ROBERTS Jessica	GBR	GBR	5h16'49"	+19'46"
29	34	HANSON Laurreta		LTK	AUS	5h00'42"	+3'39"	92	136	*KOOPS Karlijn	HES	NED	"	"
30	65	ROSEMAN-GANNON Ruby		LIV	AUS	5h00'52"	+3'49"	93	95	*RUIZ PEREZ Lucia	MOV	ESP	5h16'52"	+19'49"
31	124	NELSON Josie		DFP	GBR	5h01'06"	+4'03"	94	176	TINDLEY Joanna	FLR	GBR	5h16'54"	+19'51"
32	125	PEPERKAMP Esmée		DFP	NED	"	"	95	101	BASTIAENSSSEN Fauve	AGS	BEL	"	"
33	115	LE MOUËL Célia		CTC	FRA	5h01'39"	+4'36"	96	173	MORRICE Alex	FLR	GBR	"	"
34	21	*GERY Célia		TFS	FRA	"	"	97	52	*AINTILA Wilma	CSZ	FIN	"	"
35	13	GASPARRINI Eleonora Camilla		UAD	ITA	5h01'48"	+4'45"	98	71	FIDANZA Martina	TVL	ITA	"	"
36	155	*CLAY Lene Robyn		DAS	GBR	5h01'50"	+4'47"	99	134	*WENZEL Liv	HES	LUX	5h19'03"	+22'00"
37	3	LACH Marta		SDW	POL	"	"	100	83	*AHTOSALO Anniina	UXM	FIN	5h21'45"	+24'42"
38	54	TOWERS Alice		CSZ	GBR	"	"	101	161	MORROW Beth	ART	GBR	5h22'23"	+25'20"
39	81	KOSTER Anouska		UXM	NED	5h01'54"	+4'51"	102	133	*RAMSEY Holly	HES	GBR	5h22'30"	+25'27"
40	73	VIGIE Margaux		TVL	FRA	"	"	103	146	*WAHLSTRÖM Ella	AWO	SWE	5h28'13"	+31'10"
41	144	SCOTT Katie		AWO	GBR	5h01'56"	+4'53"							
42	185	*MACLEAN-HOWELL Ella		GBR	GBR	5h02'00"	+4'57"							
43	111	BRAUË Franziska		CTC	GER	5h02'05"	+5'02"							
44	61	PATE Amber		LIV	AUS	"	"							
45	154	*YEOMAN Morven		DAS	GBR	5h02'09"	+5'06"							
46	43	ROY Sarah		EFO	AUS	"	"							
47	23	WIEL Jade		TFS	FRA	"	"							
48	24	VIGILIA Alessia		TFS	ITA	5h02'16"	+5'13"							
49	32	BJERG Emma Cecilie Norsgaard		LTK	DEN	5h02'24"	+5'21"							
50	123	KOOL Charlotte		DFP	NED	5h02'26"	+5'23"							
51	6	GUARISCHI Barbara		SDW	ITA	5h02'29"	+5'26"							
52	41	BORGHESI Letizia		EFO	ITA	"	"							
53	112	BURLOVÁ Kristýna		CTC	CZE	5h03'05"	+6'02"							
54	182	MORRIS Anna		GBR	GBR	5h03'14"	+6'11"							
55	141	FORTIN Emilie		AWO	CAN	5h03'25"	+6'22"							
56	105	MANLY Alexandra		AGS	AUS	5h03'53"	+6'50"							
57	2	MARKUS Femke		SDW	NED	5h04'27"	+7'24"							
58	143	GROVE S'annara		AWO	RSA	5h05'27"	+8'24"							
59	45	*KNAVEN Mirre		EFO	NED	5h05'31"	+8'28"							
60	4	*VAN BELLE Lisa		SDW	NED	"	"							
61	14	GILLESPIE Lara		UAD	IRL	"	"							
62	44	BERTON Nina		EFO	LUX	"	"							
63	62	BAKER Georgia		LIV	AUS	5h05'34"	+8'31"							

1 of 1 - 06/06/2025 - 14:17:43

Timing - Photo Finish - Results : **MATSPORT TIMING** 00.33.(0)4.76.52.53.60 - <https://cycling.matsport.com>

## POINTS CLASSIFICATION 2

### HARTLEPOOL to SALTBURN by THE SEA

FRIDAY, JUNE 6, 2025

#### Stage Classification

Rk	Bib	Name First name	Nat	Team	Points
<b>Sprint N°1 - Guisborough - km 73.8</b>					
1	153	KEEP Tiffany	RSA	DAS	10
2	172	GADD Lucy	GBR	FLR	7
3	164	LEECH Madelaine	GBR	ART	5
4	121	BARBIERI Rachele	ITA	DFP	3
5	94	RUIZ PEREZ Laura	ESP	MOV	1
<b>Sprint N°2 - First Passage of Finish Line - km 95.6</b>					
1	42	FAULKNER Kristen	USA	EFO	10
2	92	FERGUSON Cat	GBR	MOV	7
3	15	SWINKELS Karlijn	NED	UAD	5
4	35	HENDERSON Anna	GBR	LTK	3
5	126	ROLDAN Mara	CAN	DFP	1
<b>Finish - Saltburn of the sea - km 114.3</b>					
1	126	ROLDAN Mara	CAN	DFP	25
2	31	MARKUS Riejanne	NED	LTK	18
3	22	WOLLASTON Ally	NZL	TFS	12
4	122	JASTRAB Megan	USA	DFP	8
5	92	FERGUSON Cat	GBR	MOV	6
6	15	SWINKELS Karlijn	NED	UAD	5
7	55	LUDWIG Cecilie Uttrup	DEN	CSZ	4
8	116	VAN DAM Sarah	CAN	CTC	3
9	42	FAULKNER Kristen	USA	EFO	2
10	66	TON Quinty	NED	LIV	1

#### General Classification

Rk	Bib	Name First name	Nat	Team	Points
1	42	FAULKNER Kristen	USA	EFO	37
2	103	LE COURT DE BILLOT Mary Patricia Kimberley	MRI	AGS	35
3	126	ROLDAN Mara	CAN	DFP	26
4	92	FERGUSON Cat	GBR	MOV	22
5	31	MARKUS Riejanne	NED	LTK	18
6	22	WOLLASTON Ally	NZL	TFS	15
7	15	SWINKELS Karlijn	NED	UAD	15
8	122	JASTRAB Megan	USA	DFP	12
9	1	WIEBES Lorena	NED	SDW	12
10	153	KEEP Tiffany	RSA	DAS	10
11	82	ZANETTI Linda	SUI	UXM	8
12	172	GADD Lucy	GBR	FLR	7
13	184	COUZENS Millie	GBR	GBR	5
14	116	VAN DAM Sarah	CAN	CTC	4
15	55	LUDWIG Cecilie Uttrup	DEN	CSZ	4
16	66	TON Quinty	NED	LIV	3
17	35	HENDERSON Anna	GBR	LTK	3
18	121	BARBIERI Rachele	ITA	DFP	3
19	25	LE NET Marie	FRA	TFS	1
20	94	RUIZ PEREZ Laura	ESP	MOV	1

1 of 1 - 06/06/2025 - 14:18:46

Timing - Photo Finish - Results : **MATSPORT TIMING** 00.33.(0)4.76.52.53.60 - <https://cycling.matsport.com>

## QUEEN OF MOUNTAIN CLASSIFICATION 2

HARTLEPOOL to SALTBURN by THE SEA

FRIDAY, JUNE 6, 2025

### Stage Classification

Rk	Bib	Name First name	Nat	Team	Points
<b>QOM N°1 - Marske Lane - km 82.4</b>					
1	153	KEEP Tiffany	RSA	DAS	10
2	81	KOSTER Anouska	NED	UXM	9
3	172	GADD Lucy	GBR	FLR	8
4	16	WLODARCZYK Dominika	POL	UAD	7
5	126	ROLDAN Mara	CAN	DFP	6
6	42	FAULKNER Kristen	USA	EFO	5
7	35	HENDERSON Anna	GBR	LTK	4
8	55	LUDWIG Cecilie Uttrup	DEN	CSZ	3
9	1	WIEBES Lorena	NED	SDW	2
10	21	GERY Célia	FRA	TFS	1
<b>QOM N°2 - Marske Lane - km 101.1</b>					
1	126	ROLDAN Mara	CAN	DFP	10
2	162	DICKSON Lauren	GBR	ART	9
3	42	FAULKNER Kristen	USA	EFO	8
4	15	SWINKELS Karlijn	NED	UAD	7
5	55	LUDWIG Cecilie Uttrup	DEN	CSZ	6
6	116	VAN DAM Sarah	CAN	CTC	5
7	66	TON Quinty	NED	LIV	4
8	92	FERGUSON Cat	GBR	MOV	3
9	31	MARKUS Riejanne	NED	LTK	2
10	122	JASTRAB Megan	USA	DFP	1

### General Classification

Rk	Bib	Name First name	Nat	Team	Points
1	42	FAULKNER Kristen	USA	EFO	18
2	126	ROLDAN Mara	CAN	DFP	16
3	81	KOSTER Anouska	NED	UXM	15
4	16	WLODARCZYK Dominika	POL	UAD	12
5	15	SWINKELS Karlijn	NED	UAD	11
6	153	KEEP Tiffany	RSA	DAS	10
7	55	LUDWIG Cecilie Uttrup	DEN	CSZ	10
8	162	DICKSON Lauren	GBR	ART	9
9	172	GADD Lucy	GBR	FLR	8
10	66	TON Quinty	NED	LIV	7
11	103	LE COURT DE BILLOT Mary Patricia Kimbri	MRI	AGS	6
12	116	VAN DAM Sarah	CAN	CTC	5
13	35	HENDERSON Anna	GBR	LTK	5
14	31	MARKUS Riejanne	NED	LTK	4
15	73	VIGIE Margaux	FRA	TVL	4
16	92	FERGUSON Cat	GBR	MOV	3
17	91	BIANNIC Aude	FRA	MOV	3
18	1	WIEBES Lorena	NED	SDW	2
19	54	TOWERS Alice	GBR	CSZ	2
20	122	JASTRAB Megan	USA	DFP	1
21	21	GERY Célia	FRA	TFS	1

1 of 1 - 06/06/2025 - 14:19:46

Timing - Photo Finish - Results : **MATSPORT TIMING** 00.33.(0)4.76.52.53.60 - <https://cycling.matsport.com>

## YOUNG RIDER CLASSIFICATION 2

**HARTLEPOOL to SALTBURN by THE SEA**

**FRIDAY, JUNE 6, 2025**

### Stage Classification

Distance : 114,300 km

Time of Winner: 2h57'38"

Average : 38,608 km/h

Rk	Bib	Name First name	Team	Nat	B	P	Gap
1	126	ROLDAN Mara	DFP	CAN	B:10"		+00"
2	92	FERGUSON Cat	MOV	GBR	B:02"		+18"
3	75	WOLFF Imogen	TVL	GBR			+25"
4	184	COUZENS Millie	GBR	GBR			'
5	72	RIEDMANN Linda	TVL	GER			+27"
6	183	PERKINS Flora	GBR	GBR			+36"
7	132	LISTER Elizabeth Grace	HES	GBR			+43"
8	21	GERY Célia	TFS	FRA			+2'50"
9	155	CLAY Lene Robyn	DAS	GBR			+3'01"
10	185	MACLEAN-HOWELL Ella	GBR	GBR			+3'11"
11	154	YEOMAN Morven	DAS	GBR			+3'20"
12	51	BACKSTEDT Jane Zoe	CSZ	GBR			+3'40"
13	45	KNAVEN Mirre	EFO	NED			+6'42"
14	4	VAN BELLE Lisa	SDW	NED			'
15	134	WENZEL Liv	HES	LUX			'
16	94	RUIZ PEREZ Laura	MOV	ESP			'
17	175	RAMSAY Jayne Annabel	FLR	GBR			+10'02"
18	142	ZAMAN Sannah	AWO	GBR			+10'06"
19	133	RAMSEY Holly	HES	GBR			+10'09"
20	151	O BRIEN Aoife	DAS	IRL			+10'11"
21	84	ANDERSON Minke Solbjørk	UXM	DEN			'
22	46	VAN DER WOLF Babette	EFO	NED			+10'20"
23	136	KOOPS Karlijn	HES	NED			+10'23"
24	95	RUIZ PEREZ Lucia	MOV	ESP			+10'26"
25	74	VEENHOVEN Nienke	TVL	NED			'
26	52	AINTILA Wilma	CSZ	FIN			+10'28"
27	83	AHTOSALO Anniina	UXM	FIN			+15'19"
28	146	WAHLSTRÖM Ella	AWO	SWE			+15'52"

### General Classification

Total Distance : 195.800 km

Time of the Winner: 4h57'17"

Average : 39.513 km/h

Rk	Bib	Name First name	Team	Nat	Time	Gap
1	92	FERGUSON Cat	MOV	GBR	4h57'17"	+00"
2	184	COUZENS Millie	GBR	GBR	4h57'26"	+09"
3	126	ROLDAN Mara	DFP	CAN	4h58'13"	+56"
4	75	WOLFF Imogen	TVL	GBR	4h59'14"	+1'57"
5	72	RIEDMANN Linda	TVL	GER	4h59'16"	+1'59"
6	183	PERKINS Flora	GBR	GBR	4h59'25"	+2'08"
7	132	LISTER Elizabeth Grace	HES	GBR	4h59'32"	+2'15"
8	51	BACKSTEDT Jane Zoe	CSZ	GBR	5h00'41"	+3'24"
9	21	GERY Célia	TFS	FRA	5h01'39"	+4'22"
10	155	CLAY Lene Robyn	DAS	GBR	5h01'50"	+4'33"
11	185	MACLEAN-HOWELL Ella	GBR	GBR	5h02'00"	+4'43"
12	154	YEOMAN Morven	DAS	GBR	5h02'09"	+4'52"
13	45	KNAVEN Mirre	EFO	NED	5h05'31"	+8'14"
14	4	VAN BELLE Lisa	SDW	NED	5h05'31"	'
15	46	VAN DER WOLF Babette	EFO	NED	5h09'09"	+11'52"
16	74	VEENHOVEN Nienke	TVL	NED	5h09'15"	+11'58"
17	94	RUIZ PEREZ Laura	MOV	ESP	5h10'00"	+12'43"
18	84	ANDERSON Minke Solbjørk	UXM	DEN	5h13'29"	+16'12"
19	175	RAMSAY Jayne Annabel	FLR	GBR	5h16'28"	+19'11"
20	142	ZAMAN Sannah	AWO	GBR	5h16'32"	+19'15"
21	151	O BRIEN Aoife	DAS	IRL	5h16'37"	+19'20"
22	136	KOOPS Karlijn	HES	NED	5h16'49"	+19'32"
23	95	RUIZ PEREZ Lucia	MOV	ESP	5h16'52"	+19'35"
24	52	AINTILA Wilma	CSZ	FIN	5h16'54"	+19'37"
25	134	WENZEL Liv	HES	LUX	5h19'03"	+21'46"
26	83	AHTOSALO Anniina	UXM	FIN	5h21'45"	+24'28"
27	133	RAMSEY Holly	HES	GBR	5h22'30"	+25'13"
28	146	WAHLSTRÖM Ella	AWO	SWE	5h28'13"	+30'56"

### Did not Finish

164 LEECH Madelaine ART GBR

1 rider(s).

## BRITISH CLASSIFICATION 2

### HARTLEPOOL to SALTBURN by THE SEA

FRIDAY, JUNE 6, 2025

**Stage Classification**  
Distance : 114,300 km

Time of First : 2h57'56"

Average : 38,543 km/h

**General classification**  
Total : 195.800 km

Time of First : 4h57'17"

Average : 39.513 km/h

Rk	Bib	Name	First Name	Team	Nat	B	P	Gap	Rk	Bib	Name	First Name	Team	Nat	Time	Gap
1	92	FERGUSON	Cat	MOV	GBR	B:02"		00	1	92	FERGUSON	Cat	MOV	GBR	4h57'17"	00
2	35	HENDERSON	Anna	LTK	GBR			+04"	2	35	HENDERSON	Anna	LTK	GBR	4h57'23"	+06"
3	162	DICKSON	Lauren	ART	GBR			'	3	184	COUZENS	Millie	GBR	GBR	4h57'26"	+09"
4	75	WOLFF	Imogen	TVL	GBR			+07"	4	33	DEIGNAN	Elizabeth	LTK	GBR	4h59'10"	+1'53"
5	184	COUZENS	Millie	GBR	GBR			'	5	75	WOLFF	Imogen	TVL	GBR	4h59'14"	+1'57"
6	183	PERKINS	Flora	GBR	GBR			+18"	6	183	PERKINS	Flora	GBR	GBR	4h59'25"	+2'08"
7	132	LISTER	Elizabeth Grace	HES	GBR			+25"	7	132	LISTER	Elizabeth Grace	HES	GBR	4h59'32"	+2'15"
8	33	DEIGNAN	Elizabeth	LTK	GBR			+1'45"	8	162	DICKSON	Lauren	ART	GBR	4h59'53"	+2'36"
9	124	NELSON	Josie	DFP	GBR			+1'59"	9	51	BACKSTEDT	Jane Zoe	CSZ	GBR	5h00'41"	+3'24"
10	54	TOWERS	Alice	CSZ	GBR			+2'43"	10	124	NELSON	Josie	DFP	GBR	5h01'06"	+3'49"
11	155	CLAY	Lene Robyn	DAS	GBR			'	11	155	CLAY	Lene Robyn	DAS	GBR	5h01'50"	+4'33"
12	144	SCOTT	Katie	AWO	GBR			+2'49"	12	54	TOWERS	Alice	CSZ	GBR	5h01'50"	'
13	185	MACLEAN-HOWELL	Ella	GBR	GBR			+2'53"	13	144	SCOTT	Katie	AWO	GBR	5h01'56"	+4'39"
14	154	YEOMAN	Morven	DAS	GBR			+3'02"	14	185	MACLEAN-HOWELL	Ella	GBR	GBR	5h02'00"	+4'43"
15	51	BACKSTEDT	Jane Zoe	CSZ	GBR			+3'22"	15	154	YEOMAN	Morven	DAS	GBR	5h02'09"	+4'52"
16	182	MORRIS	Anna	GBR	GBR			+4'07"	16	182	MORRIS	Anna	GBR	GBR	5h03'14"	+5'57"
17	171	HARRIS	Lucy	FLR	GBR			+6'20"	17	165	HOLLAND	Arianne	ART	GBR	5h07'45"	+10'28"
18	152	MILLER	Tamsin	DAS	GBR			+6'24"	18	156	LEE	Lucy	DAS	GBR	5h08'46"	+11'29"
19	172	GADD	Lucy	FLR	GBR	B:02"		+7'29"	19	171	HARRIS	Lucy	FLR	GBR	5h13'04"	+15'47"
20	165	HOLLAND	Arianne	ART	GBR			+8'38"	20	152	MILLER	Tamsin	DAS	GBR	5h13'08"	+15'51"
21	156	LEE	Lucy	DAS	GBR			+8'48"	21	163	GORNALL	Amy	ART	GBR	5h13'29"	+16'12"
22	161	MORROW	Beth	ART	GBR			+9'44"	22	172	GADD	Lucy	FLR	GBR	5h14'11"	+16'54"
23	175	RAMSAY	Jayne Annabel	FLR	GBR			'	23	175	RAMSAY	Jayne Annabel	FLR	GBR	5h16'28"	+19'11"
24	142	ZAMAN	Sannah	AWO	GBR			+9'48"	24	142	ZAMAN	Sannah	AWO	GBR	5h16'32"	+19'15"
25	133	RAMSEY	Holly	HES	GBR			+9'51"	25	186	TACEY	April	GBR	GBR	5h16'37"	+19'20"
26	186	TACEY	April	GBR	GBR			+9'53"	26	174	DEW	Bexy	FLR	GBR	5h16'37"	'
27	174	DEW	Bexy	FLR	GBR			'	27	181	ROBERTS	Jessica	GBR	GBR	5h16'49"	+19'32"
28	163	GORNALL	Amy	ART	GBR			'	28	176	TINDLEY	Joanna	FLR	GBR	5h16'54"	+19'37"
29	181	ROBERTS	Jessica	GBR	GBR			+10'05"	29	173	MORRICE	Alex	FLR	GBR	5h16'54"	'
30	176	TINDLEY	Joanna	FLR	GBR			+10'10"	30	161	MORROW	Beth	ART	GBR	5h22'23"	+25'06"
31	173	MORRICE	Alex	FLR	GBR			'	31	133	RAMSEY	Holly	HES	GBR	5h22'30"	+25'13"

**Did not Finish**

164 LEECH Madelaine ART GBR

1 rider(s).

**Did not Start**

166 RICHARDSON Kate ART GBR

1 rider(s).

## TEAM CLASSIFICATION 2

**HARTLEPOOL to SALT BURN by THE SEA**

**FRIDAY, JUNE 6, 2025**

Stage Classification Distance : 114,300 km				General Classification Total Distance : 195.800 km			
Rk	Team	Time	Gap	Rk	Team	Time	Gap
1	FDJ - SUEZ 22 / 26 / 25	8h54'38"	+00	1	FDJ - SUEZ	14h52'59"	+00
2	Team Picnic PostNL 126 / 122 / 124	8h55'29"	+51"	2	Lidl - Trek	14h53'46"	+47"
3	Lidl - Trek 31 / 35 / 33	8h55'31"	+53"	3	Movistar Team	14h55'39"	+2'40"
4	Team Visma   Lease A Bike 75 / 72 / 73	8h56'51"	+2'13"	4	Team Picnic PostNL	14h56'48"	+3'49"
5	Great Britain National Team 184 / 183 / 185	8h57'06"	+2'28"	5	Great Britain National Team	14h58'51"	+5'52"
6	CERATIZIT Pro Cycling Team 116 / 114 / 115	8h57'28"	+2'50"	6	UAE Team ADQ	14h59'07"	+6'08"
7	Movistar Team 92 / 93 / 91	8h57'30"	+2'52"	7	CERATIZIT Pro Cycling Team	14h59'13"	+6'14"
8	Liv AlUla Jayco 66 / 65 / 64	8h58'35"	+3'57"	8	Canyon//SRAM Zondacrypto	14h59'50"	+6'51"
9	UAE Team ADQ 15 / 13 / 16	8h59'10"	+4'32"	9	Liv AlUla Jayco	15h00'20"	+7'21"
10	Canyon//SRAM Zondacrypto 55 / 54 / 51	8h59'53"	+5'15"	10	Team Visma   Lease A Bike	15h00'24"	+7'25"
11	EF Education - Oatly 42 / 43 / 41	9h00'12"	+5'34"	11	EF Education - Oatly	15h01'52"	+8'53"
12	Team SD Worx - Protime 1 / 3 / 6	9h02'25"	+7'47"	12	Team SD Worx - Protime	15h04'10"	+11'11"
13	Uno-X Mobility 82 / 81 / 85	9h05'49"	+11'11"	13	Uno-X Mobility	15h07'34"	+14'35"
14	DAS-Hutchinson 155 / 154 / 152	9h05'57"	+11'19"	14	AG Insurance - Soudal Team	15h09'13"	+16'14"
15	HESS Cycling Team 132 / 135 / 134	9h07'01"	+12'23"	15	DAS-Hutchinson	15h10'21"	+17'22"
16	CJ O'Shea Racing Team 144 / 141 / 143	9h07'15"	+12'37"	16	CJ O'Shea Racing Team	15h10'48"	+17'49"
17	AG Insurance - Soudal Team 103 / 105 / 104	9h07'33"	+12'55"	17	Handsling Alba Development Road Team	15h20'58"	+27'59"
18	Handsling Alba Development Road Team 162 / 165 / 161	9h12'14"	+17'36"	18	HESS Cycling Team	15h25'48"	+32'49"
19	Smurfit Westrock Cycling Team 171 / 172 / 175	9h17'21"	+22'43"	19	Smurfit Westrock Cycling Team	15h43'45"	+50'46"

## RECAPITULATIF DES BONIFICATIONS 2

**HARTLEPOOL to SALT BURN by THE SEA**

**FRIDAY, JUNE 6, 2025**

Stage						Total Stage					
Rk	Bib	Name First Name	Nat	Team	Bonus	Rk	Bib	Name First Name	Nat	Team	Bonus
<b>Sprint N°1 - Guisborough</b>						1	103	LE COURT DE BILLOT Mary Patricia Kimberley	MRI	AGS	13"
1	153	KEEP Tiffany	RSA	DAS	03"	2	42	FAULKNER Kristen	USA	EFO	11"
2	172	GADD Lucy	GBR	FLR	02"	3	126	ROLDAN Mara	CAN	DFP	10"
3	164	LEECH Madelaine	GBR	ART	01"	4	31	MARKUS Riejanne	NED	LTK	06"
<b>Sprint N°2 - First Passage of Finish Line</b>						5	1	WIEBES Lorena	NED	SDW	04"
1	42	FAULKNER Kristen	USA	EFO	03"	6	22	WOLLASTON Ally	NZL	TFS	04"
2	92	FERGUSON Cat	GBR	MOV	02"	7	153	KEEP Tiffany	RSA	DAS	03"
3	15	SWINKELS Karlijn	NED	UAD	01"	8	15	SWINKELS Karlijn	NED	UAD	02"
<b>Finish - Saltburn of the sea</b>						9	92	FERGUSON Cat	GBR	MOV	02"
1	126	ROLDAN Mara	CAN	DFP	10"	10	172	GADD Lucy	GBR	FLR	02"
2	31	MARKUS Riejanne	NED	LTK	06"	Total bonuses : 57"					
3	22	WOLLASTON Ally	NZL	TFS	04"						

### START LIST 3

#### THE SCOTTISH BORDER STAGE

FRIDAY, JUNE 6, 2025

103 riders




















<b>SDW</b> Team SD Worx - Protimé	86	175 *RAMSAY Jayne Annabel	86th +19'25"
1 WIEBES Lorena	22th +2'44"	176 TINDLEY Joanna	94th +19'51"
2 MARKUS Femke	57th +7'24"	<b>GBR</b> Great Britain National Team	
3 LACH Marta	37th +4'47"	181 ROBERTS Jessica	91th +19'46"
4 *VAN BELLE Lisa	60th +8'28"	182 MORRIS Anna	54th +6'11"
5 SCHNEIDER Skylar	67th +9'00"	183 *PERKINS Flora	19th +2'22"
6 GUARISCHI Barbara	51th +5'26"	184 *COUZENS Millie	11th +2'3"
<b>UAD</b> UAE Team ADQ		185 *MACLEAN-HOWELL Ella	42th +4'57"
11 BACKSTEDT Elynor	73th +12'14"	186 TACEY April	88th +19'34"
12 BERTIZZOLO Sofia	75th +13'12"	<b>MOV</b> Movistar Team	
13 GASPARRINI Eleonora	35th +4'45"	91 BIANNIC Aude	27th +3'33"
14 GILLESPIE Lara	61th +8'28"	92 *FERGUSON Cat	4th +14"
15 SWINKELS Karlijn	5th +14"	93 MACKAIJ Floortje	13th +41"
16 WLODARCZYK Dominika	24th +2'57"	94 *RUIZ PEREZ Laura	74th +12'57"
<b>TFS</b> FDJ - SUEZ		95 *RUIZ PEREZ Lucia	93th +19'49"
21 *GERY Célia	34th +4'36"	96	
22 WOLLASTON Ally	3rd +12"	<b>AGS</b> AG Insurance - Soudal Team	
23 WIEL Jade	47th +5'06"	101 BASTIAENSSEN Fauve	95th +19'51"
24 VIGILIA Alessia	48th +5'13"	102 BORGSTRÖM Julia	66th +8'45"
25 LE NET Marie	14th +1'05"	103 LE COURT DE BILLOT Mary	21th +2'30"
26 KRAAK Amber	12th +29"	104 LOUW Anya	64th +8'31"
<b>LTK</b> Lidl - Trek		105 MANLY Alexandra	56th +6'50"
31 MARKUS Riejanne	2nd +04"	106 VERHULST WILD Gladys	
32 BJERG Emma Cecilie	49th +5'21"	<b>CTC</b> CERATIZIT Pro Cycling Team	
33 DEIGNAN Elizabeth	16th +2'07"	111 BRAUË Franziska	43th +5'02"
34 HANSON Lauretta	29th +3'39"	112 BURLOVÁ Kristýna	53th +6'02"
35 HENDERSON Anna	10th +20"	113 DE ZOETE Mylene	84th +16'37"
36		114 JASKULSKA Marta	26th +3'12"
<b>EFO</b> EF Education - Oatly		115 LE MOUËL Celia	33th +4'36"
41 BORGHESI Letizia	52th +5'26"	116 VAN DAM Sarah	7th +16"
42 FAULKNER Kristen	1st 4h57'03"	<b>DFP</b> Team Picnic PostNL	
43 ROY Sarah	46th +5'06"	121 BARBIERI Rachele	78th +15'21"
44 BERTON Nina	62th +8'28"	122 JASTRAB Megan	6th +16"
45 *KNAVEN Mirre	59th +8'28"	123 KOOL Charlotte	50th +5'23"
46 *VAN DER WOLF Babette	71th +12'06"	124 NELSON Josie	31th +4'03"
<b>CSZ</b> Canyon//SRAM Zondacrypto		125 PEPERKAMP Esmée	32th +4'03"
51 *BACKSTEDT Jane Zoe	28th +3'38"	126 *ROLDAN Mara	15th +1'10"
52 *AINTILA Wilma	97th +19'51"	<b>HES</b> HESS Cycling Team	
53 CONSONNI Chiara	76th +13'14"	131 BRAAM Danique	
54 TOWERS Alice	38th +4'47"	132 *LISTER Elizabeth Grace	20th +2'29"
55 LUDWIG Cecilie Uttrup	8th +16"	133 *RAMSEY Holly	102th +25'27"
56 VAN DER DUIN Maike		134 *WENZEL Liv	99th +22'00"
<b>LIV</b> Liv AlUla Jayco		135 PLOUFFE Maeve	80th +16'05"
61 PATE Amber	44th +5'02"	136 *KOOOPS Karlijn	92th +19'46"
62 BAKER Georgia	63th +8'31"	<b>AWO</b> CJ O'Shea Racing Team	
63 TALBOT Josie		141 FORTIN Emilie	55th +6'22"
64 PATERNOSTER Letizia	68th +9'31"	142 *ZAMAN Sannah	87th +19'29"
65 ROSEMAN-GANNON Ruby	30th +3'49"	143 GROVE S'annara	58th +8'24"
66 TON Quinty	9th +20"	144 SCOTT Katie	41th +4'53"
<b>TVL</b> Team Visma   Lease A Bike		145 KNOX Freya	
71 FIDANZA Martina	98th +19'51"	146 *WAHLSTRÖM Ella	103th +31'10"
72 *RIEDMANN Linda	18th +2'13"	<b>DAS</b> DAS-Hutchinson	
73 VIGIE Margaux	40th +4'51"	151 *O BRIEN Aoife	89th +19'34"
74 *VEENHOVEN Nienke	72th +12'12"	152 MILLER Tamsin	81th +16'05"
75 *WOLFF Imogen	17th +2'11"	153 KEEP Tiffany	77th +13'26"
76		154 *YEOMAN Morven	45th +5'06"
<b>UXM</b> Uno-X Mobility		155 *CLAY Lene Robyn	36th +4'47"
81 KOSTER Anouska	39th +4'51"	156 LEE Lucy	70th +11'43"
82 ZANETTI Linda	25th +3'03"	<b>ART</b> Handsling Alba Development Road Team	
83 *AHTOSALO Anniina	100th +24'42"	161 MORROW Beth	101th +25'20"
84 *ANDERSON Minke Solbjørk	83th +16'26"	162 DICKSON Lauren	23th +2'50"
85 BEEKHUIS Teuntje	65th +8'31"	163 GORNALL Amy	82th +16'26"
		164 LEECH Madelaine	
		165 HOLLAND Arianne	69th +10'42"
		166 RICHARDSON Kate	
		<b>FLR</b> Smurfit Westrock Cycling Team	
		171 HARRIS Lucy	79th +16'01"
		172 GADD Lucy	85th +17'08"
		173 MORRICE Alex	96th +19'51"
		174 DEW Bexy	90th +19'34"

Timing - Photo Finish - Results - Tracking : MATSPORT TIMING 00.33.(0)4.76.52.53.60 - <https://www.matsport.com>

## CAR ORDER

### Etape N°3 : THE SCOTTISH BORDER STAGE




















SATURDAY, JUNE 7, 2025

- |    |   |                                      |
|----|---|--------------------------------------|
| 1  |    | EF Education - Oatly                 |
| 2  |    | Lidl - Trek                          |
| 3  |    | FDJ - SUEZ                           |
| 4  |    | Movistar Team                        |
| 5  |    | UAE Team ADQ                         |
| 6  |    | Team Picnic PostNL                   |
| 7  |    | CERATIZIT Pro Cycling Team           |
| 8  |    | Canyon//SRAM Zondacrypto             |
| 9  |    | Liv AlUla Jayco                      |
| 10 |   | Great Britain National Team          |
| 11 |  | Team Visma   Lease A Bike            |
| 12 |  | HESS Cycling Team                    |
| 13 |  | AG Insurance - Soudal Team           |
| 14 |  | Team SD Worx - Protime               |
| 15 |  | Handsling Alba Development Road Team |
| 16 |  | Uno-X Mobility                       |
| 17 |  | DAS-Hutchinson                       |
| 18 |  | CJ O'Shea Racing Team                |
| 19 |  | Smurfit Westrock Cycling Team        |

## Sign on Schedule

### Stage N°3 : THE SCOTTISH BORDER STAGE

SATURDAY, JUNE 7, 2025

1	10:12:00		Smurfit Westrock Cycling Team
2	10:14:00		CJ O'Shea Racing Team
3	10:16:00		DAS-Hutchinson
4	10:18:00		Uno-X Mobility
5	10:20:00		Handsling Alba Development Road Team
6	10:22:00		Team SD Worx - Protime
7	10:24:00		AG Insurance - Soudal Team
8	10:26:00		HESS Cycling Team
9	10:28:00		Team Visma   Lease A Bike
10	10:30:00		Great Britain National Team
11	10:32:00		Liv AlUla Jayco
12	10:34:00		Canyon//SRAM Zondacrypto
13	10:36:00		CERATIZIT Pro Cycling Team
14	10:38:00		Team Picnic PostNL
15	10:40:00		UAE Team ADQ
16	10:42:00		Movistar Team
17	10:44:00		FDJ - SUEZ
18	10:46:00		Lidl - Trek
19	10:48:00		EF Education - Oatly

# GRID

## Stage n°3 : THE SCOTTISH BORDER STAGE

103 riders

SDW	<b>1</b> WIEBES Lorena +2'44" 9 18°	<b>2</b> MARKUS Femke +7'24"	<b>3</b> LACH Marta +4'47"	<b>4</b> *VAN BELLE Lisa +8'28"	<b>5</b> SCHNEIDER Skylar +9'00"	<b>6</b> GUARISCHI Barbara +5'26"
UAD	<b>11</b> BACKSTEDT Elynor +12'14"	<b>12</b> BERTIZZOLO Sofia +13'12"	<b>13</b> GASPARRINI Eleonora Camilla +4'45"	<b>14</b> GILLESPIE Lara +8'28"	<b>15</b> SWINKELS Karlijn +14" 7° 5°	<b>16</b> WLODARCZYK Dominika +2'57" 4°
TFS	<b>21</b> *GERRY Celia +4'36" 21°	<b>22</b> WOLLASTON Ally +12" 6°	<b>23</b> WIEL Jade +5'06"	<b>24</b> VIGILIA Alessia +5'13"	<b>25</b> LE NEI Marie +1'05" 19°	<b>26</b> KRAAK Amber +2'29"
LTK	<b>31</b> MARKUS Riejanne +0'4" 5° 14°	<b>32</b> *BERG Emma Cecilie Norsgaard +5'21"	<b>33</b> DEIGMAN Elizabeth +2'07"	<b>34</b> HANSON Lauretta +3'39"	<b>35</b> *HENDERSON Anna +2'0" 17° 13°	
EFO	<b>41</b> *BURGHESI Letizia +5'26"	<b>42</b> *FAULKNER Kristen 1st 1° 1°	<b>43</b> ROY Sarah +5'06"	<b>44</b> *BERION Nina +8'28"	<b>45</b> *KNAVEN Mirre +8'28"	<b>46</b> *VAN DER WOLF Babette +12'06"
CSZ	<b>51</b> *BACKSTEDT Jane Zoe +3'38"	<b>52</b> *AINILA Wilma +19'51"	<b>53</b> CONSONNI Chiara +13'14"	<b>54</b> LOWERS Alice +4'47" 19°	<b>55</b> LUDWIG Cecile Utrup +16" 15° 7°	
LIV	<b>61</b> *PALE Amber +5'02"	<b>62</b> *BAKER Georgia +8'31"		<b>64</b> *PAIERHOSLER Letizia +9'31"	<b>65</b> *ROSEMAN-GANNON Ruby +3'49"	<b>66</b> *TON Quilty +20" 16° 10°
TVL	<b>71</b> *FIANZA Martina +19'51"	<b>72</b> *RIEDMANN Linda +2'13"	<b>73</b> VIGIE Margaux +4'51" 15°	<b>74</b> *VEENHOVEN Nienke +12'12"	<b>75</b> *WOLFF Imogen +2'11"	
UXM	<b>81</b> *KOSTER Anouska +4'51" 3°	<b>82</b> *LANE LIL Linda +3'03" 11°	<b>83</b> *AHTOSALU Anniina +24'42"	<b>84</b> *ANDERSON Minke Solbjørk +16'26"	<b>85</b> *BEKHUIS Teuntje +8'31"	
MOV	<b>91</b> *BIANNIC Aude +3'33" 17°	<b>92</b> *FERGUSON Cat +14" 4° 16°	<b>93</b> *MACKAU Hoorlje +4'1"	<b>94</b> *RUIZ PEREZ Laura +12'57" 20°	<b>95</b> *RUIZ PEREZ Lucia +19'49"	
AGS	<b>101</b> *BASTIAENSEN Fauve +19'51"	<b>102</b> *BURGSTRÖM Julia +8'45"	<b>103</b> *LE COURRIER DE BILLOT Mary +2'30" 2° 11°	<b>104</b> *LOUW Anya +8'31"	<b>105</b> *MANLY Alexandra +6'50"	
CTC	<b>111</b> *BRAUNSE Franziska +5'02"	<b>112</b> *BURLOVA Kristýna +6'02"	<b>113</b> *DE ZOE LE Mylene +16'37"	<b>114</b> *JASKULSKA Marta +3'12"	<b>115</b> *LE MOUËL Celia +4'36"	<b>116</b> *VAN DAM Sarah +16" 14° 12°
DFP	<b>121</b> *BARBIERI Rachele +15'21" 18°	<b>122</b> *JASTRAB Megan +16" 8° 20°	<b>123</b> *KOOL Charlotte +5'23"	<b>124</b> *NELSON Josie +4'03"	<b>125</b> *PEPERKAMP Esmée +4'03"	<b>126</b> *KOLDAN Mara +1'10" 3° 2°
HES		<b>132</b> *LISTER Elizabeth Grace +2'29"	<b>133</b> *RAMSEY Holly +25'27"	<b>134</b> *WENZEL Liv +22'00"	<b>135</b> *PLOUFFE Maeve +16'05"	<b>136</b> *KOOPS Karlijn +19'46"
AWO	<b>141</b> *FORIIN Emilie +6'22"	<b>142</b> *ZAMAN Sannah +19'29"	<b>143</b> *GRUVE S'annara +8'24"	<b>144</b> *SCOTT Katie +4'53"		<b>146</b> *WAHLSTRÖM Ella +31'10"
DAS	<b>151</b> *O'BRIEN Aoife +19'34"	<b>152</b> *MILLER Iamsin +16'05"	<b>153</b> *KLEP Tiffany +13'26" 10° 6°	<b>154</b> *EYLOMAN Morven +5'06"	<b>155</b> *CLAY Lene Robyn +4'47"	<b>156</b> *LEE Lucy +11'43"
ART	<b>161</b> *MORROW Beth +25'20"	<b>162</b> *DICKSON Lauren +2'50" 8°	<b>163</b> *GORNALL Amy +16'26"		<b>165</b> *HOLLAND Arianne +10'42"	
FLR	<b>171</b> *HARRIS Lucy +16'01"	<b>172</b> *GADD Lucy +17'08" 12° 9°	<b>173</b> *MORRICE Alex +19'51"	<b>174</b> *DEW Bexy +19'34"	<b>175</b> *RAMSAY Jayne Annabel +19'25"	<b>176</b> *HINDLEY Joanna +19'51"
GBR	<b>181</b> *ROBERTS Jessica +19'46"	<b>182</b> *MORRIS Anna +6'11"	<b>183</b> *PERKINS Flora +2'22"	<b>184</b> *COUZENS Millie +23" 13°	<b>185</b> *MACLEAN-HOWELL Ella +4'57"	<b>186</b> *TACEY April +19'34"



## COMMUNIQUE 2

### Hartlepool to Saltburn

Friday 6 June 2025

#### Penalties & Fines

Art. 2.12.007: 4.10.6 – For feeding on foot outside feed zone.

GREENWELL, Jon - 100 184 081 56 - EF Education – Oatly  
Other licence holder: CHF 200 fine & Yellow Card

FERGUSON, Callum - 10013263823 - Team Picnic PostNL  
Sport Director responsible for the team: CHF 200 fine & Yellow Card

Fight against technological fraud | Lutte contre la fraude technologique : As part of the fight against technological fraud, 64 bikes were checked today; . All bikes complied with UCI regulations.

Dans le cadre de la lutte contre la fraude technologique, 64 vélos ont été contrôlés ce jour, Tous les vélos étaient conformes à la Règlementation UCI.

