

HONOR 1st STAGE

DALBY FOREST to REDCAR

81,500 km

STAGE

Stage winner

103 LE COURT DE BILLOT Mary Patricia Kimbe AG Insurance - Soudal Team

Best Young Stage

92 FERGUSON Cat Movistar Team

Combativity

103 LE COURT DE BILLOT Mary Patricia Kimbe AG Insurance - Soudal Team

GENERAL

General

103 LE COURT DE BILLOT Mary Patricia Kimbe AG Insurance - Soudal Team

Points

103 LE COURT DE BILLOT Mary Patricia Kimbe AG Insurance - Soudal Team

Queen of Mountain

103 LE COURT DE BILLOT Mary Patricia Kimbe AG Insurance - Soudal Team

Best Young

92 FERGUSON Cat Movistar Team



Best Team

MOV Movistar Team

JERSEY

Green Jersey



103 LE COURT DE BILLOT Mary Patricia Kimbe AG Insurance - Soudal Team

Red Jersey



1 WIEBES Lorena Team SD Worx - Protime

Bleu Jersey



81 KOSTER Anouska Uno-X Mobility

White Jersey



92 FERGUSON Cat Movistar Team

STAGE CLASSIFICATION 1

DALBY FOREST to REDCAR

THURSDAY, JUNE 5, 2025

Distance : 81.500 km

Time of the winner: 1h59'18"

Average : 40.989 km/h

Rk	Bib	Name First name	Team	Nat	B	P	Gap	Rk	Bib	Name First name	Team	Nat	B	P	Gap
1	103	LE COURT DE BILLOT Mary Patricia	AGS	MRI	B:13"		+00	67	44	BERTON Nina	EFO	LUX			"
2	42	FAULKNER Kristen	EFO	USA	B:08"		"	68	41	BORGHESI Letizia	EFO	ITA			"
3	1	WIEBES Lorena	SDW	NED	B:04"		+05"	69	32	BJERG Emma Cecilie Norsgaard	LTK	DEN			"
4	82	ZANETTI Linda	UXM	SUI			"	70	73	VIGIE Margaux	TVL	FRA			"
5	92	*FERGUSON Cat	MOV	GBR			"	71	72	*RIEDMANN Linda	TVL	GER			"
6	184	*COUZENS Millie	GBR	GBR			"	72	63	TALBOT Josie	LIV	AUS			+2'00"
7	122	JASTRAB Megan	DFP	USA			"	73	162	DICKSON Lauren	ART	GBR			+2'35"
8	22	WOLLASTON Ally	TFS	NZL			"	74	156	LEE Lucy	DAS	GBR			+2'44"
9	66	TON Quinty	LIV	NED			"	75	153	KEEP Tiffany	DAS	RSA			+6'22"
10	116	VAN DAM Sarah	CTC	CAN			"	76	166	RICHARDSON Kate	ART	GBR			"
11	15	SWINKELS Karlijn	UAD	NED	B:01"		"	77	163	GORNALL Amy	ART	GBR			"
12	35	HENDERSON Anna	LTK	GBR			"	78	12	BERTIZZOLO Sofia	UAD	ITA			"
13	31	MARKUS Riejanne	LTK	NED			"	79	94	*RUIZ PEREZ Laura	MOV	ESP			"
14	51	*BACKSTEDT Jane Zoe	CSZ	GBR			"	80	164	*LEECH Madelaine	ART	GBR			"
15	16	WLODARCZYK Dominika	UAD	POL			"	81	121	BARBIERI Rachele	DFP	ITA			"
16	55	LUDWIG Cecilie Uttrup	CSZ	DEN			"	82	53	CONSONNI Chiara	CSZ	ITA			"
17	93	MACKAIJ Floortje	MOV	NED			"	83	84	*ANDERSON Minke Solbjørk	UXM	DEN			"
18	91	BIANNIC Aude	MOV	FRA			"	84	64	PATERNOSTER Letizia	LIV	ITA			"
19	34	HANSON Laurretta	LTK	AUS			+11"	85	151	*O BRIEN Aoife	DAS	IRL			+9'30"
20	33	DEIGNAN Elizabeth	LTK	GBR			"	86	186	TACEY April	GBR	GBR			"
21	25	LE NET Marie	TFS	FRA			"	87	135	PLOUFFE Maeve	HES	AUS			"
22	26	KRAAK Amber	TFS	NED			"	88	181	ROBERTS Jessica	GBR	GBR			"
23	126	*ROLDAN Mara	DFP	CAN			+1'27"	89	83	*AHTOSALO Anniina	UXM	FIN			"
24	74	*VEENHOVEN Nienke	TVL	NED			+1'53"	90	172	GADD Lucy	FLR	GBR			"
25	111	BRAUË Franziska	CTC	GER			"	91	136	*KOOPS Karlijn	HES	NED			"
26	62	BAKER Georgia	LIV	AUS			"	92	175	*RAMSAY Jayne Annabel	FLR	GBR			"
27	106	VERHULST WILD Gladys	AGS	FRA			"	93	152	MILLER Tamsin	DAS	GBR			"
28	112	BURLOVÁ Kristýna	CTC	CZE			"	94	171	HARRIS Lucy	FLR	GBR			"
29	46	*VAN DER WOLF Babette	EFO	NED			"	95	95	*RUIZ PEREZ Lucia	MOV	ESP			"
30	114	JASKULSKA Marta	CTC	POL			"	96	176	TINDLEY Joanna	FLR	GBR			"
31	155	*CLAY Lene Robyn	DAS	GBR			"	97	142	*ZAMAN Sannah	AWO	GBR			"
32	132	*LISTER Elizabeth Grace	HES	GBR			"	98	173	MORRICE Alex	FLR	GBR			"
33	104	LOUW Anya	AGS	AUS			"	99	56	VAN DER DUIN Maike	CSZ	NED			"
34	24	VIGILIA Alessia	TFS	ITA			"	100	113	DE ZOETE Mylene	CTC	NED			"
35	3	LACH Marta	SDW	POL			"	101	101	BASTIAENSSEN Fauve	AGS	BEL			"
36	115	LE MOUËL Celia	CTC	FRA			"	102	71	FIDANZA Martina	TVL	ITA			"
37	75	*WOLFF Imogen	TVL	GBR			"	103	174	DEW Bexy	FLR	GBR			"
38	4	*VAN BELLE Lisa	SDW	NED			"	104	52	*AINTILA Wilma	CSZ	FIN			"
39	102	BORGSTRÖM Julia	AGS	SWE			"	105	161	MORROW Beth	ART	GBR			+15'25"
40	45	*KNAVEN Mirre	EFO	NED			"	106	134	*WENZEL Liv	HES	LUX			"
41	183	*PERKINS Flora	GBR	GBR			"	107	146	*WAHLSTRÖM Ella	AWO	SWE			"
42	2	MARKUS Femke	SDW	NED			"	108	133	*RAMSEY Holly	HES	GBR			"
43	43	ROY Sarah	EFO	AUS			"								
44	154	*YEOMAN Morven	DAS	GBR			"								
45	143	GROVE S'annara	AWO	RSA			"								
46	144	SCOTT Katie	AWO	GBR			"								
47	14	GILLESPIE Lara	UAD	IRL			"								
48	124	NELSON Josie	DFP	GBR			"								
49	123	KOOL Charlotte	DFP	NED			"								
50	182	MORRIS Anna	GBR	GBR			"								
51	23	WIEL Jade	TFS	FRA			"								
52	65	ROSEMAN-GANNON Ruby	LIV	AUS			"								
53	185	*MACLEAN-HOWELL Ella	GBR	GBR			"								
54	13	GASPARRINI Eleonora Camilla	UAD	ITA			"								
55	105	MANLY Alexandra	AGS	AUS			"								
56	81	KOSTER Anouska	UXM	NED			"								
57	85	BEEKHUIS Teuntje	UXM	NED			"								
58	141	FORTIN Emilie	AWO	CAN			"								
59	125	PEPERKAMP Esmée	DFP	NED			"								
60	11	BACKSTEDT Elynor	UAD	GBR			"								
61	54	TOWERS Alice	CSZ	GBR			"								
62	165	HOLLAND Arianne	ART	GBR			"								
63	6	GUARISCHI Barbara	SDW	ITA			"								
64	21	*GERY Céilia	TFS	FRA			"								
65	61	PATE Amber	LIV	AUS			"								
66	5	SCHNEIDER Skylar	SDW	USA			"								

Did not Finish

131 BRAAM Danique

HES NED

145 *KNOX Frya

AWO NOR

2 rider(s).

GENERAL CLASSIFICATION STAGE 1

DALBY FOREST to REDCAR

Distance : 81.500 km
Time of Winner: 1h59'05"
Average : 40.989 km/h

THURSDAY, JUNE 5, 2025

Rk	Bib	Name First name	Team	Nat	Time	Gap	Rk	Bib	Name First name	Team	Nat	Time	Gap
1	103	LE COURT DE BILLOT Mary Patricia Kimt	AGS	MRI	1h59'05"	+00"	64	21	*GERY Céilia	TFS	FRA	"	"
2	42	FAULKNER Kristen	EFO	USA	1h59'10"	+05"	65	61	PATE Amber	LIV	AUS	"	"
3	1	WIEBES Lorena	SDW	NED	1h59'19"	+14"	66	5	SCHNEIDER Skylar	SDW	USA	"	"
4	15	SWINKELS Karlijn	UAD	NED	1h59'22"	+17"	67	44	BERTON Nina	EFO	LUX	"	"
5	82	ZANETTI Linda	UXM	SUI	1h59'23"	+18"	68	41	BORGHESI Letizia	EFO	ITA	"	"
6	92	*FERGUSON Cat	MOV	GBR	"	"	69	32	BJERG Emma Cecilie Norsgaard	LTK	DEN	"	"
7	184	*COUZENS Millie	GBR	GBR	"	"	70	73	VIGIE Margaux	TVL	FRA	"	"
8	122	JASTRAB Megan	DFP	USA	"	"	71	72	*RIEDMANN Linda	TVL	GER	"	"
9	22	WOLLASTON Ally	TFS	NZL	"	"	72	63	TALBOT Josie	LIV	AUS	2h01'18"	+2'13"
10	66	TON Quinty	LIV	NED	"	"	73	162	DICKSON Lauren	ART	GBR	2h01'53"	+2'48"
11	116	VAN DAM Sarah	CTC	CAN	"	"	74	156	LEE Lucy	DAS	GBR	2h02'02"	+2'57"
12	35	HENDERSON Anna	LTK	GBR	"	"	75	153	KEEP Tiffany	DAS	RSA	2h05'40"	+6'35"
13	31	MARKUS Riejanne	LTK	NED	"	"	76	166	RICHARDSON Kate	ART	GBR	"	"
14	51	*BACKSTEDT Jane Zoe	CSZ	GBR	"	"	77	163	GORNALL Amy	ART	GBR	"	"
15	16	WLODARCZYK Dominika	UAD	POL	"	"	78	12	BERTIZZOLO Sofia	UAD	ITA	"	"
16	55	LUDWIG Cecilie Uttrup	CSZ	DEN	"	"	79	94	*RUIZ PEREZ Laura	MOV	ESP	"	"
17	93	MACKAIJ Floortje	MOV	NED	"	"	80	164	*LEECH Madelaine	ART	GBR	"	"
18	91	BIANNIC Aude	MOV	FRA	"	"	81	121	BARBIERI Rachele	DFP	ITA	"	"
19	34	HANSON Lauretta	LTK	AUS	1h59'29"	+24"	82	53	CONSONNI Chiara	CSZ	ITA	"	"
20	33	DEIGNAN Elizabeth	LTK	GBR	"	"	83	84	*ANDERSON Minke Solbjørk	UXM	DEN	"	"
21	25	LE NET Marie	TFS	FRA	"	"	84	64	PATERNOSTER Letizia	LIV	ITA	"	"
22	26	KRAAK Amber	TFS	NED	"	"	85	151	*O BRIEN Aoife	DAS	IRL	2h08'48"	+9'43"
23	126	*ROLDAN Mara	DFP	CAN	2h00'45"	+1'40"	86	186	TACEY April	GBR	GBR	"	"
24	74	*VEENHOVEN Nienke	TVL	NED	2h01'11"	+2'06"	87	135	PLOUFFE Maeve	HES	AUS	"	"
25	111	BRAUË Franziska	CTC	GER	"	"	88	181	ROBERTS Jessica	GBR	GBR	"	"
26	62	BAKER Georgia	LIV	AUS	"	"	89	83	*AHTOSALO Anniina	UXM	FIN	"	"
27	106	VERHULST WILD Gladys	AGS	FRA	"	"	90	172	GADD Lucy	FLR	GBR	"	"
28	112	BURLOVÁ Kristýna	CTC	CZE	"	"	91	136	*KOOPS Karlijn	HES	NED	"	"
29	46	*VAN DER WOLF Babette	EFO	NED	"	"	92	175	*RAMSAY Jayne Annabel	FLR	GBR	"	"
30	114	JASKULSKA Marta	CTC	POL	"	"	93	152	MILLER Tamsin	DAS	GBR	"	"
31	155	*CLAY Lene Robyn	DAS	GBR	"	"	94	171	HARRIS Lucy	FLR	GBR	"	"
32	132	*LISTER Elizabeth Grace	HES	GBR	"	"	95	95	*RUIZ PEREZ Lucia	MOV	ESP	"	"
33	104	LOUW Anya	AGS	AUS	"	"	96	176	TINDLEY Joanna	FLR	GBR	"	"
34	24	VIGILIA Alessia	TFS	ITA	"	"	97	142	*ZAMAN Sannah	AWO	GBR	"	"
35	3	LACH Marta	SDW	POL	"	"	98	173	MORRICE Alex	FLR	GBR	"	"
36	115	LE MOUËL Celia	CTC	FRA	"	"	99	56	VAN DER DUIN Maïke	CSZ	NED	"	"
37	75	*WOLFF Imogen	TVL	GBR	"	"	100	113	DE ZOËTE Mylene	CTC	NED	"	"
38	4	*VAN BELLE Lisa	SDW	NED	"	"	101	101	BASTIAENSSSEN Fauve	AGS	BEL	"	"
39	102	BORGSTRÖM Julia	AGS	SWE	"	"	102	71	FIDANZA Martina	TVL	ITA	"	"
40	45	*KNAVEN Mirre	EFO	NED	"	"	103	174	DEW Bexy	FLR	GBR	"	"
41	183	*PERKINS Flora	GBR	GBR	"	"	104	52	*AINTILA Wilma	CSZ	FIN	"	"
42	2	MARKUS Femke	SDW	NED	"	"	105	161	MORROW Beth	ART	GBR	2h14'43"	+15'38"
43	43	ROY Sarah	EFO	AUS	"	"	106	134	*WENZEL Liv	HES	LUX	"	"
44	154	*YEOMAN Morven	DAS	GBR	"	"	107	146	*WAHLSTRÖM Ella	AWO	SWE	"	"
45	143	GROVE S'annara	AWO	RSA	"	"	108	133	*RAMSEY Holly	HES	GBR	"	"
46	144	SCOTT Katie	AWO	GBR	"	"							
47	14	GILLESPIE Lara	UAD	IRL	"	"							
48	124	NELSON Josie	DFP	GBR	"	"							
49	123	KOOL Charlotte	DFP	NED	"	"							
50	182	MORRIS Anna	GBR	GBR	"	"							
51	23	WIEL Jade	TFS	FRA	"	"							
52	65	ROSEMAN-GANNON Ruby	LIV	AUS	"	"							
53	185	*MACLEAN-HOWELL Ella	GBR	GBR	"	"							
54	13	GASPARRINI Eleonora Camilla	UAD	ITA	"	"							
55	105	MANLY Alexandra	AGS	AUS	"	"							
56	81	KOSTER Anouska	UXM	NED	"	"							
57	85	BEEKHUIS Teuntje	UXM	NED	"	"							
58	141	FORTIN Emilie	AWO	CAN	"	"							
59	125	PEPERKAMP Esmée	DFP	NED	"	"							
60	11	BACKSTEDT Elynor	UAD	GBR	"	"							
61	54	TOWERS Alice	CSZ	GBR	"	"							
62	165	HOLLAND Arianne	ART	GBR	"	"							
63	6	GUARISCHI Barbara	SDW	ITA	"	"							

1 of 1 - 05/06/2025 - 14:01:15

Timing - Photo Finish - Results : **MATSPORT TIMING** 00.33.(0)4.76.52.53.60 - <https://cycling.matsport.com>

POINTS CLASSIFICATION 1

DALBY FOREST to REDCAR

THURSDAY, JUNE 5, 2025

Stage Classification

Rk	Bib	Name First name	Nat	Team	Points
Sprint N°1 - km 64.4					
1	103	LE COURT DE BILLOT Mary Patricia Kimb	MRI	AGS	10
2	42	FAULKNER Kristen	USA	EFO	7
3	15	SWINKELS Karlijn	NED	UAD	5
4	92	FERGUSON Cat	GBR	MOV	3
5	25	LE NET Marie	FRA	TFS	1

Finish - Redcar - km 81.5

1	103	LE COURT DE BILLOT Mary Patricia Kimb	MRI	AGS	25
2	42	FAULKNER Kristen	USA	EFO	18
3	1	WIEBES Lorena	NED	SDW	12
4	82	ZANETTI Linda	SUI	UXM	8
5	92	FERGUSON Cat	GBR	MOV	6
6	184	COUZENS Millie	GBR	GBR	5
7	122	JASTRAB Megan	USA	DFP	4
8	22	WOLLASTON Ally	NZL	TFS	3
9	66	TON Quinty	NED	LIV	2
10	116	VAN DAM Sarah	CAN	CTC	1

General Classification

Rk	Bib	Name First name	Nat	Team	Points
1	103	LE COURT DE BILLOT Mary Patricia Kimberley	MRI	AGS	35
2	42	FAULKNER Kristen	USA	EFO	25
3	1	WIEBES Lorena	NED	SDW	12
4	92	FERGUSON Cat	GBR	MOV	9
5	82	ZANETTI Linda	SUI	UXM	8
6	15	SWINKELS Karlijn	NED	UAD	5
7	184	COUZENS Millie	GBR	GBR	5
8	122	JASTRAB Megan	USA	DFP	4
9	22	WOLLASTON Ally	NZL	TFS	3
10	66	TON Quinty	NED	LIV	2
11	116	VAN DAM Sarah	CAN	CTC	1
12	25	LE NET Marie	FRA	TFS	1

1 of 1 - 05/06/2025 - 14:02:03

Timing - Photo Finish - Results : **MATSPORT TIMING** 00.33.(0)4.76.52.53.60 - <https://cycling.matsport.com>

QUEEN OF MOUNTAIN CLASSIFICATION 1

DALBY FOREST to REDCAR

THURSDAY, JUNE 5, 2025

Stage Classification

Rk	Bib	Name First name	Nat	Team	Points
QOM N°1 - Blakey Ridge - km 29.5					
1	81	KOSTER Anouska	NED	UXM	6
2	16	WLODARCZYK Dominika	POL	UAD	5
3	73	VIGIE Margaux	FRA	TVL	4
4	66	TON Quinty	NED	LIV	3
5	54	TOWERS Alice	GBR	CSZ	2
6	35	HENDERSON Anna	GBR	LTK	1

QOM N°2 - Lingburn's Bank - km 46

1	103	LE COURT DE BILLOT Mary Patricia Kimbr	MRI	AGS	6
2	42	FAULKNER Kristen	USA	EFO	5
3	15	SWINKELS Karlijn	NED	UAD	4
4	91	BIANNIC Aude	FRA	MOV	3
5	31	MARKUS Riejanne	NED	LTK	2
6	55	LUDWIG Cecilie Uttrup	DEN	CSZ	1

General Classification

Rk	Bib	Name First name	Nat	Team	Points
1	103	LE COURT DE BILLOT Mary Patricia Kimbr	MRI	AGS	6
2	81	KOSTER Anouska	NED	UXM	6
3	42	FAULKNER Kristen	USA	EFO	5
4	16	WLODARCZYK Dominika	POL	UAD	5
5	15	SWINKELS Karlijn	NED	UAD	4
6	73	VIGIE Margaux	FRA	TVL	4
7	66	TON Quinty	NED	LIV	3
8	91	BIANNIC Aude	FRA	MOV	3
9	31	MARKUS Riejanne	NED	LTK	2
10	54	TOWERS Alice	GBR	CSZ	2
11	35	HENDERSON Anna	GBR	LTK	1
12	55	LUDWIG Cecilie Uttrup	DEN	CSZ	1

1 of 1 - 05/06/2025 - 14:02:11

Timing - Photo Finish - Results : **MATSPORT TIMING** 00.33.(0)4.76.52.53.60 - <https://cycling.matsport.com>

YOUNG RIDER CLASSIFICATION 1

DALBY FOREST to REDCAR

THURSDAY, JUNE 5, 2025

Stage Classification

Distance : 81,500 km

Time of Winner: 1h59'23"

Average : 40,960 km/h

Rk	Bib	Name First name	Team	Nat	B	P	Gap
1	92	FERGUSON Cat	MOV	GBR			+00
2	184	COUZENS Millie	GBR	GBR			"
3	51	BACKSTEDT Jane Zoe	CSZ	GBR			"
4	126	ROLDAN Mara	DFP	CAN			+1'22"
5	74	VEENHOVEN Nienke	TVL	NED			+1'48"
6	46	VAN DER WOLF Babette	EFO	NED			"
7	155	CLAY Lene Robyn	DAS	GBR			"
8	132	LISTER Elizabeth Grace	HES	GBR			"
9	75	WOLFF Imogen	TVL	GBR			"
10	4	VAN BELLE Lisa	SDW	NED			"
11	45	KNAVEN Mirre	EFO	NED			"
12	183	PERKINS Flora	GBR	GBR			"
13	154	YEOMAN Morven	DAS	GBR			"
14	185	MACLEAN-HOWELL Ella	GBR	GBR			"
15	21	GERY Célia	TFS	FRA			"
16	72	RIEDMANN Linda	TVL	GER			"
17	94	RUIZ PEREZ Laura	MOV	ESP			+6'17"
18	164	LEECH Madelaine	ART	GBR			"
19	84	ANDERSON Minke Solbjørk	UXM	DEN			"
20	151	O BRIEN Aoife	DAS	IRL			+9'25"
21	83	AHTOSALO Anniina	UXM	FIN			"
22	136	KOOPS Karlijn	HES	NED			"
23	175	RAMSAY Jayne Annabel	FLR	GBR			"
24	95	RUIZ PEREZ Lucia	MOV	ESP			"
25	142	ZAMAN Sannah	AWO	GBR			"
26	52	AINTILA Wilma	CSZ	FIN			"
27	134	WENZEL Liv	HES	LUX			+15'20"
28	146	WAHLSTRÖM Ella	AWO	SWE			"
29	133	RAMSEY Holly	HES	GBR			"

General Classification

Total Distance : 81.500 km

Time of the Winner: 1h59'23"

Average : 40.960 km/h

Rk	Bib	Name First name	Team	Nat	Time	Gap
1	92	FERGUSON Cat	MOV	GBR	1h59'23"	+00
2	184	COUZENS Millie	GBR	GBR	1h59'23"	"
3	51	BACKSTEDT Jane Zoe	CSZ	GBR	1h59'23"	"
4	126	ROLDAN Mara	DFP	CAN	2h00'45"	+1'22"
5	74	VEENHOVEN Nienke	TVL	NED	2h01'11"	+1'48"
6	46	VAN DER WOLF Babette	EFO	NED	2h01'11"	"
7	155	CLAY Lene Robyn	DAS	GBR	2h01'11"	"
8	132	LISTER Elizabeth Grace	HES	GBR	2h01'11"	"
9	75	WOLFF Imogen	TVL	GBR	2h01'11"	"
10	4	VAN BELLE Lisa	SDW	NED	2h01'11"	"
11	45	KNAVEN Mirre	EFO	NED	2h01'11"	"
12	183	PERKINS Flora	GBR	GBR	2h01'11"	"
13	154	YEOMAN Morven	DAS	GBR	2h01'11"	"
14	185	MACLEAN-HOWELL Ella	GBR	GBR	2h01'11"	"
15	21	GERY Célia	TFS	FRA	2h01'11"	"
16	72	RIEDMANN Linda	TVL	GER	2h01'11"	"
17	94	RUIZ PEREZ Laura	MOV	ESP	2h05'40"	+6'17"
18	164	LEECH Madelaine	ART	GBR	2h05'40"	"
19	84	ANDERSON Minke Solbjørk	UXM	DEN	2h05'40"	"
20	151	O BRIEN Aoife	DAS	IRL	2h08'48"	+9'25"
21	83	AHTOSALO Anniina	UXM	FIN	2h08'48"	"
22	136	KOOPS Karlijn	HES	NED	2h08'48"	"
23	175	RAMSAY Jayne Annabel	FLR	GBR	2h08'48"	"
24	95	RUIZ PEREZ Lucia	MOV	ESP	2h08'48"	"
25	142	ZAMAN Sannah	AWO	GBR	2h08'48"	"
26	52	AINTILA Wilma	CSZ	FIN	2h08'48"	"
27	134	WENZEL Liv	HES	LUX	2h14'43"	+15'20"
28	146	WAHLSTRÖM Ella	AWO	SWE	2h14'43"	"
29	133	RAMSEY Holly	HES	GBR	2h14'43"	"

Did not Finish

145 KNOX Frøya AWO NOR

1 rider(s).

TEAM CLASSIFICATION 1

DALBY FOREST to REDCAR

THURSDAY, JUNE 5, 2025

Stage Classification Distance : 81,500 km				General Classification Total Distance : 81.500 km			
Rk	Team	Time	Gap	Rk	Team	Time	Gap
1	Movistar Team 92 / 93 / 91	5h58'09"	+00	1	Movistar Team	5h58'09"	+00
2	Lidl - Trek 35 / 31 / 34	5h58'15"	+06"	2	Lidl - Trek	5h58'15"	+06"
3	FDJ - SUEZ 22 / 25 / 26	5h58'21"	+12"	3	FDJ - SUEZ	5h58'21"	+12"
4	UAE Team ADQ 15 / 16 / 14	5h59'57"	+1'48"	4	UAE Team ADQ	5h59'57"	+1'48"
5	Canyon//SRAM Zondacrypto 51 / 55 / 54	5h59'57"	''	5	Canyon//SRAM Zondacrypto	5h59'57"	''
6	Team Picnic PostNL 122 / 126 / 124	6h01'19"	+3'10"	6	Team Picnic PostNL	6h01'19"	+3'10"
7	AG Insurance - Soudal Team 103 / 106 / 104	6h01'40"	+3'31"	7	AG Insurance - Soudal Team	6h01'40"	+3'31"
8	EF Education - Oatly 42 / 46 / 45	6h01'40"	''	8	EF Education - Oatly	6h01'40"	''
9	CERATIZIT Pro Cycling Team 116 / 111 / 112	6h01'45"	+3'36"	9	CERATIZIT Pro Cycling Team	6h01'45"	+3'36"
10	Team SD Worx - Protime 1 / 3 / 4	6h01'45"	''	10	Team SD Worx - Protime	6h01'45"	''
11	Liv AlUla Jayco 66 / 62 / 65	6h01'45"	''	11	Liv AlUla Jayco	6h01'45"	''
12	Great Britain National Team 184 / 183 / 182	6h01'45"	''	12	Great Britain National Team	6h01'45"	''
13	Uno-X Mobility 82 / 81 / 85	6h01'45"	''	13	Uno-X Mobility	6h01'45"	''
14	Team Visma Lease A Bike 74 / 75 / 73	6h03'33"	+5'24"	14	Team Visma Lease A Bike	6h03'33"	+5'24"
15	CJ O'Shea Racing Team 143 / 144 / 141	6h03'33"	''	15	CJ O'Shea Racing Team	6h03'33"	''
16	DAS-Hutchinson 155 / 154 / 156	6h04'24"	+6'15"	16	DAS-Hutchinson	6h04'24"	+6'15"
17	Handsling Alba Development Road Team 165 / 162 / 166	6h08'44"	+10'35"	17	Handsling Alba Development Road Team	6h08'44"	+10'35"
18	HESS Cycling Team 132 / 135 / 136	6h18'47"	+20'38"	18	HESS Cycling Team	6h18'47"	+20'38"
19	Smurfit Westrock Cycling Team 172 / 175 / 171	6h26'24"	+28'15"	19	Smurfit Westrock Cycling Team	6h26'24"	+28'15"

1 of 1 - 05/06/2025 - 14:02:23

Timing - Photo Finish - Results : **MATSPORT TIMING** 00.33.(0)4.76.52.53.60 - <https://cycling.matsport.com>

PROVISOIRE

General classification

Total :

Time of Fisrt :

Average :

RECAPITULATIF DES BONIFICATIONS 1

DALBY FOREST to REDCAR

THURSDAY, JUNE 5, 2025

Stage						Total Stage					
Rk	Bib	Name First Name	Nat	Team	Bonus	Rk	Bib	Name First Name	Nat	Team	Bonus
Sprint N°1						1	103	LE COURT DE BILLOT Mary Patricia Kimberley	MRI	AGS	13"
1	103	LE COURT DE BILLOT Mary Patricia Kimber	MRI	AGS	03"	2	42	FAULKNER Kristen	USA	EFO	08"
2	42	FAULKNER Kristen	USA	EFO	02"	3	1	WIEBES Lorena	NED	SDW	04"
3	15	SWINKELS Karlijn	NED	UAD	01"	4	15	SWINKELS Karlijn	NED	UAD	01"
Finish - Redcar						Total bonuses : 26"					
1	103	LE COURT DE BILLOT Mary Patricia Kimber	MRI	AGS	10"						
2	42	FAULKNER Kristen	USA	EFO	06"						
3	1	WIEBES Lorena	NED	SDW	04"						

GRID

Stage n°2 : HARTLEPOOL to SALT BURN by THE SEA




















108 riders

SDW	1 WIEBES Lorena +14" 3"	2 MARKUS Femke +2'06"	3 LACH Marta +2'06"	4 *VAN BELLE Lisa +2'06"	5 SCHNEIDER Skylar +2'06"	6 GUARISCHI Barbara +2'06"
UAD	11 BACKSTEDT Elynor +2'06"	12 BERTIZZOLO Sofia +6'35"	13 GASPARRINI Eleonora Camilla +2'06"	14 GILLESPIE Lara +2'06"	15 SWINKELS Karlijn +17" 6" 5"	16 WLODARCZYK Dominika +18" 4"
TFS	21 *GERY Celia +2'06"	22 WOLLASTON Ally +18" 9"	23 WIEL Jade +2'06"	24 VIGILIA Alessia +2'06"	25 LE NEI Marie +24" 12"	26 KRAAK Amber +24"
LTK	31 MARKUS Riejanne +18" 9"	32 BUERG Emma Cecilie Norsgaard +2'06"	33 DEIGMAN Elizabeth +24"	34 HANSON Lauretta +24"	35 HENDERSON Anna +18" 11"	
EFO	41 BURGHESI Letizia +2'06"	42 *AULKNER Kristen +05" 2" 3"	43 ROY Sarah +2'06"	44 BERION Nina +2'06"	45 *KNAVEN Mirre +2'06"	46 *VAN DER WOLF Babette +2'06"
CSZ	51 *BACKSTEDT Jane Zoe +18"	52 *AINILA Wilma +9'43"	53 CONSONNI Chiara +6'35"	54 LOWERS Alice +2'06" 10"	55 LUDWIG Cecilie Utrup +18" 12"	56 VAN DER DUIN Maïke +9'43"
LIV	61 PALE Amber +2'06"	62 BAKER Georgia +2'06"	63 TALBOT Josie +2'13"	64 *PATERNOSTER Letizia +6'35"	65 ROSEMAN-GANNON Ruby +2'06"	66 TON Quilty +18" 10" 7"
TVL	71 FIANZA Martina +9'43"	72 *RIEMANN Linda +2'06"	73 VIGIE Margaux +2'06" 6"	74 *VEENHOVEN Nienke +2'06"	75 *WOLFF Imogen +2'06"	
UXM	81 *KOSTER Anouska +2'06" 2"	82 *LANE LIL Linda +18" 5"	83 *AHTOSALU Anniina +9'43"	84 *ANDERSON Minke Solbjørk +6'35"	85 BEKKHUIS Teuntje +2'06"	
MOV	91 BIANNIC Aude +18" 8"	92 *FERGUSON Cat +18" 4"	93 MACKAU Hoorthe +18"	94 *RUIZ PEREZ Laura +6'35"	95 *RUIZ PEREZ Lucia +9'43"	
AGS	101 *BASTIAENSEN Fauve +9'43"	102 BURGSTRÖM Julia +2'06"	103 LE COUR DE BILLOT Mary 1st 1" 1"	104 *LOUW Anya +2'06"	105 *MANLY Alexandra +2'06"	106 *VERHULST WILD Gladys +2'06"
CTC	111 BRAUKE Franziska +2'06"	112 BURLOVA Kristýna +2'06"	113 DE ZOE LE Mylene +9'43"	114 JASKULSKA Marta +2'06"	115 LE MOUËL Celia +2'06"	116 VAN DAM Sarah +18" 11"
DFP	121 *BARBIERI Rachele +6'35"	122 JASTRAH Megan +18" 8"	123 KOOL Charlotte +2'06"	124 NELSON Josie +2'06"	125 *PEPERKAMP Esmée +2'06"	126 *KOLDAN Mara +1'40"
HES		132 *LISTER Elizabeth Grace +2'06"	133 *RAMSEY Holly +15'38"	134 *WENZEL Liv +15'38"	135 *PLOUFFE Maeve +9'43"	136 *KOOPS Karlijn +9'43"
AWO	141 *FORIIN Emilie +2'06"	142 *ZAMAN Sannah +9'43"	143 *GRUVE S'annara +2'06"	144 SCOTT Katie +2'06"		146 *WAHLSIRUM Ella +15'38"
DAS	151 *O'BRIEN Aoife +9'43"	152 MILLER Iamsin +9'43"	153 KLEP Tiffany +6'35"	154 *YLOMAN Morven +2'06"	155 *CLAY Lene Robyn +2'06"	156 LEE Lucy +2'57"
ART	161 MORROW Beth +15'38"	162 DICKSON Lauren +2'48"	163 GORNALL Amy +6'35"	164 *LEECH Madelaine +6'35"	165 *HOLLAND Arianne +2'06"	166 *RICHARDSON Kate +6'35"
FLR	171 HARRIS Lucy +9'43"	172 GADD Lucy +9'43"	173 MORRICE Alex +9'43"	174 DEW Bexy +9'43"	175 *RAMSAY Jayne Annabel +9'43"	176 *HINDLEY Joanna +9'43"
GBR	181 ROBERTS Jessica +9'43"	182 MORRIS Anna +2'06"	183 *PERKINS Flora +2'06"	184 *COUZENS Millie +18" 7"	185 *MACLEAN-HOWELL Ella +2'06"	186 TACEY April +9'43"

Sign on Schedule

Stage N°2 : HARTLEPOOL to SALT BURN by THE SEA

FRIDAY, JUNE 6, 2025

1	09:57:00		Smurfit Westrock Cycling Team
2	09:59:00		Handsling Alba Development Road Team
3	10:01:00		CJ O'Shea Racing Team
4	10:03:00		HESS Cycling Team
5	10:05:00		DAS-Hutchinson
6	10:07:00		Team Visma Lease A Bike
7	10:09:00		Canyon//SRAM Zondacrypto
8	10:11:00		Lidl - Trek
9	10:13:00		CERATIZIT Pro Cycling Team
10	10:15:00		Liv AlUla Jayco
11	10:17:00		FDJ - SUEZ
12	10:19:00		Team Picnic PostNL
13	10:21:00		Great Britain National Team
14	10:23:00		Movistar Team
15	10:25:00		Uno-X Mobility
16	10:27:00		UAE Team ADQ
17	10:29:00		Team SD Worx - Protime
18	10:31:00		EF Education - Oatly
19	10:33:00		AG Insurance - Soudal Team

START LIST 2

HARTLEPOOL to SALTBURN by THE SEA

THURSDAY, JUNE 5, 2025

108 riders

SDW Team SD Worx - Protimé	86	175 *RAMSAY Jayne Annabel	92th +9'43"
1 WIEBES Lorena	3rd +14"	176 TINDLEY Joanna	96th +9'43"
2 MARKUS Femke	42th +2'06"	GBR Great Britain National Team	
3 LACH Marta	35th +2'06"	181 ROBERTS Jessica	88th +9'43"
4 *VAN BELLE Lisa	38th +2'06"	182 MORRIS Anna	50th +2'06"
5 SCHNEIDER Skylar	66th +2'06"	183 *PERKINS Flora	41th +2'06"
6 GUARISCHI Barbara	63th +2'06"	184 *COUZENS Millie	7th +18"
UAD UAE Team ADQ		185 *MACLEAN-HOWELL Ella	53th +2'06"
11 BACKSTEDT Elynor	60th +2'06"	186 TACEY April	86th +9'43"
12 BERTIZZOLO Sofia	78th +6'35"	MOV Movistar Team	
13 GASPARRINI Eleonora	54th +2'06"	91 BIANNIC Aude	18th +18"
14 GILLESPIE Lara	47th +2'06"	92 *FERGUSON Cat	6th +18"
15 SWINKELS Karlijn	4th +17"	93 MACKAIJ Floortje	17th +18"
16 WLODARCZYK Dominika	15th +18"	94 *RUIZ PEREZ Laura	79th +6'35"
TFS FDJ - SUEZ		95 *RUIZ PEREZ Lucia	95th +9'43"
21 *GERY Céilia	64th +2'06"	96	
22 WOLLASTON Ally	9th +18"	AGS AG Insurance - Soudal Team	
23 WIEL Jade	51th +2'06"	101 BASTIAENSSEN Fauve	101th +9'43"
24 VIGILIA Alessia	34th +2'06"	102 BORGSTRÖM Julia	39th +2'06"
25 LE NET Marie	21th +24"	103 LE COURT DE BILLOT Mary	1st 1h59'05"
26 KRAAK Amber	22th +24"	104 LOUW Anya	33th +2'06"
LTK Lidl - Trek		105 MANLY Alexandra	55th +2'06"
31 MARKUS Riejanne	13th +18"	106 VERHULST WILD Gladys	27th +2'06"
32 BJERG Emma Cecilie	69th +2'06"	CTC CERATIZIT Pro Cycling Team	
33 DEIGNAN Elizabeth	20th +24"	111 BRAUË Franziska	25th +2'06"
34 HANSON Lauretta	19th +24"	112 BURLOVÁ Kristýna	28th +2'06"
35 HENDERSON Anna	12th +18"	113 DE ZOETE Mylene	100th +9'43"
36		114 JASKULSKA Marta	30th +2'06"
EFO EF Education - Oatly		115 LE MOUËL Celia	36th +2'06"
41 BORGHESI Letizia	68th +2'06"	116 VAN DAM Sarah	11th +18"
42 FAULKNER Kristen	2nd +05"	DFF Team Picnic PostNL	
43 ROY Sarah	43th +2'06"	121 BARBIERI Rachele	81th +6'35"
44 BERTON Nina	67th +2'06"	122 JASTRAB Megan	8th +18"
45 *KNAVEN Mirre	40th +2'06"	123 KOOL Charlotte	49th +2'06"
46 *VAN DER WOLF Babette	29th +2'06"	124 NELSON Josie	48th +2'06"
CSZ Canyon//SRAM Zondacrypto		125 PEPPERKAMP Esmée	59th +2'06"
51 *BACKSTEDT Jane Zoe	14th +18"	126 *ROLDAN Mara	23th +1'40"
52 *AINTILA Wilma	104th +9'43"	HES HESS Cycling Team	
53 CONSONNI Chiara	82th +6'35"	131 BRAAM Danique	
54 TOWERS Alice	61th +2'06"	132 *LISTER Elizabeth Grace	32th +2'06"
55 LUDWIG Cecilie Uttrup	16th +18"	133 *RAMSEY Holly	108th +15'38"
56 VAN DER DUIN Maike	99th +9'43"	134 *WENZEL Liv	106th +15'38"
LIV Liv AluLa Jayco		135 PLOUFFE Maeve	87th +9'43"
61 PATE Amber	65th +2'06"	136 *KOOOPS Karlijn	91th +9'43"
62 BAKER Georgia	26th +2'06"	AWO CJ O'Shea Racing Team	
63 TALBOT Josie	72th +2'13"	141 FORTIN Emilie	58th +2'06"
64 PATERNOSTER Letizia	84th +6'35"	142 *ZAMAN Sannah	97th +9'43"
65 ROSEMAN-GANNON Ruby	52th +2'06"	143 GROVE S'annara	45th +2'06"
66 TON Quinty	10th +18"	144 SCOTT Katie	46th +2'06"
TVL Team Visma Lease A Bike		145 KNOX Freya	
71 FIDANZA Martina	102th +9'43"	146 *WAHLSTRÖM Ella	107th +15'38"
72 *RIEDMANN Linda	71th +2'06"	DAS DAS-Hutchinson	
73 VIGIE Margaux	70th +2'06"	151 *O BRIEN Aoife	85th +9'43"
74 *VEENHOVEN Nienke	24th +2'06"	152 MILLER Tamsin	93th +9'43"
75 *WOLFF Imogen	37th +2'06"	153 KEEP Tiffany	75th +6'35"
76		154 *YEOMAN Morven	44th +2'06"
UXM Uno-X Mobility		155 *CLAY Lene Robyn	31th +2'06"
81 KOSTER Anouska	56th +2'06"	156 LEE Lucy	74th +2'57"
82 ZANETTI Linda	5th +18"	ART Handsling Alba Development Road Team	
83 *AHTOSALO Anniina	89th +9'43"	161 MORROW Beth	105th +15'38"
84 *ANDERSON Minke Solbjørk	83th +6'35"	162 DICKSON Lauren	73th +2'48"
85 BEEKHUIS Teuntje	57th +2'06"	163 GORNALL Amy	77th +6'35"
		164 *LEECH Madelaine	80th +6'35"
		165 HOLLAND Arianne	62th +2'06"
		166 RICHARDSON Kate	76th +6'35"
		FLR Smurfit Westrock Cycling Team	
		171 HARRIS Lucy	94th +9'43"
		172 GADD Lucy	90th +9'43"
		173 MORRICE Alex	98th +9'43"
		174 DEW Bexy	103th +9'43"

Timing - Photo Finish - Results - Tracking : MATSPORT TIMING 00.33.(0)4.76.52.53.60 - <https://www.matsport.com>



COMMUNIQUE 1

Dalby Forest to Redcar

Thursday 5 June 2025

Fight against technological fraud | Lutte contre la fraude technologique : As part of the fight against technological fraud, 53 bikes were checked today. All bikes complied with UCI regulations.

Dans le cadre de la lutte contre la fraude technologique, 53 vélos ont été contrôlés ce jour, tous les vélos étaient conformes à la Règlementation UCI.

Stage 2 | Etape 2 - Hartlepool to Saltburn-by-the-Sea : 06/06/2025

Art. 2.6.027 will not apply to the last three kilometres of stage 2.

Art. 2.6.027 ne s'appliquera pas aux trois derniers kilomètres de l'étape 2.

